（供述調書等継続用紙）

温度測定結果報告書

（[redacted]株式会社　L-8i）

令和元年５月１５日

警視庁公安部外事第一課長

司法警察員　警視[redacted]殿

警視庁公安部外事第一課

司法警察員巡査部長[redacted]

被疑会社大川原化工機株式会社らに対する外国為替及び外国貿易法違反（無許可輸出）被疑事件につき、被疑会社製噴霧乾燥器「スプレードライヤL-8i」の温度測定を行った結果は下記のとおりであるから報告する。

記

1　測定年月日

令和元年５月９日

2　測定場所

[redacted]

[redacted]株式会社

3　測定対象機器

大川原化工機株式会社製噴霧乾燥器

スプレードライヤ　L-8i　（以下「L-8i」という。）

4　温度測定器

株式会社KNラボラトリー製

超小型ボタンサイズの温度記録計

温度データロガー「スーパーサーモクロン」

警　視　庁

（供述調書等継続用紙）

温度測定範囲：０℃～１２３℃
表示最小単位（分解能）：０．１℃
測定確度：１００℃～１１０℃の範囲において±１．２℃
１１０℃～１２３℃の範囲において±１．８℃
同社製
超小型ボタンサイズの高温用温度記録計
温度データロガー「ハイパーサーモクロン」
温度測定範囲：２０℃～１４０℃
表示最小単位（分解能）：０．１℃
測定確度：２０℃～１１０℃の範囲において±７．５℃
１１０℃～１４０℃の範囲において±１．６℃
５　測定目的
測定対象機器L-8iにつき、標準装備された電源ヒーターの熱風による乾燥運転時における、同機器内部の温度を確認するため。
６　測定箇所及び方法
装置末端の排風機後にあるダクト内
サイクロンの下部
に前記温度測定器を設置のうえ、測定した。
７　運転条件
L-8iの設定温度など運転条件は、水を噴霧しない乾燥運転とし、仕様書に記載されている、通常運転における温度や風量の範囲
入口設定温度（熱風が送風される入口部で測定している温度）
２５０℃

（供述調書等継続用紙）

風量設定（熱風を器械出口で排気するための排風ブロア）
６０Hz
に設定して、電源ヒータを起動させた後５時間の連続運転を行った。
8　測定実施者
当課司法警察員警部補 [redacted]
当課司法警察員巡査部長
当課司法警察員巡査部長
当課司法警察員巡査部長
本職
9　立ち会い及びL-8iの操作者
[redacted]株式会社
代表取締役　農学博士　[redacted]
10　測定経過
（1）午前１１時２３分、L-8iの入口設定温度を２５０℃、排風量を６０Hz
に設定し運転を開始した。
なお、開始時の外気温は２０℃であることを確認した。
（2）午前１１時４０分、L-8i内部の温度計が示す温度が急激に上昇したため、
入口設定温度を２４０℃に下げ、さらに、午後０時１０分、同様の理由から
ら入口設定温度を２３０℃に下げた。
また、操作者が、「器械内部の温度状況を独自に把握したい」旨を申し
立て、同社で保有する温度測定器「極細型熱電対」を、午後０時１１分、
製品回収容器底部に設置した。
極細熱電対を設置する際、回収容器を取り外したため、器械内部に外気

（供述調書等継続用紙）

の流入が認められる状況の中、再度、回収容器を元のとおり取り付けた。

（３）その後、内部の温度は緩やかな上昇を示した後、温度が安定したことから、午後１時００分、入口設定温度を２４０℃に上げ、午後１時５０分、入口設定温度を２５０℃上げた。

（４）運転を開始して５時間が経過した午後４時３０分に温度測定を終了し、機器内部の温度を冷ますため、電気ヒータの運転を停止させ排風運転のみを行い、器械内部の温度が十分に下がったところで設置した温度測定器を回収した。

回収時、排風機後のダクトに固定設置していた温度測定器「スーパーサーモクロン」が排風圧が原因で剥がれ落ちたと認められ、排風方向約８０センチメートル先のダクト内に止まっている状況であったが、データ解析の結果、測定状況には異常がなく、温度は正常に記録されていたことを確認した。

11　測定結果

温度測定器を回収した後、同記録計専用の解析ソフト「RH　manager」を使用してデータ解析を行ったところ、下記のとおりであった。

（１）サイクロンの下部

ア　スーパーサーモクロンが記録したデータ

午前１１時３６分（運転開始から１３分後）、１００℃に達し、以降午後０時１２分まで１００℃以上を持続した。

操作者が極細型熱電対を設置している間、外気の流入により一時的に温度が低下するも、午後０時１４分に再度１００℃に達し、以降運転停止までの間、１００℃以上を持続した。

（供述調書等継続用紙）

最高温度　１２６．６℃
１００℃以上の継続時間　４時間３６分
（午後０時１４分から午後４時５０分）
１１０℃以上の継続時間　４時間３１分
（午後０時１５分から午後４時４６分）
イ　ハイパーサーモクロンが記録したデータ．
午前１１時３６分（運転開始から１３分後）、１００℃に達し、以降
午後０時１１分まで１００℃以上を持続した。
前記のとおり、操作者が極細型熱電対を設置している間、外気の流入
により一時的に温度が低下するも、午後０時１４分に再度１００℃に達
し、以降運転停止までの間、１００℃以上の温度を持続した。
最高温度　１４１．９℃
１００℃以上の継続時間　４時間３５分
（午後０時１４分から午後４時４９分）
１１０℃以上の継続時間　４時間３０分
（午後０時１５分から午後４時４５分）
（２）排風気後のダクト
ア　スーパーサーモクロンが記録したデータ
午前１１時５６分（運転開始から３３分後）、１００℃に達し、以降
午後０時１２分まで１００℃以上を持続した。
操作者が極細型熱電対を設置した影響により、外気の流入により一時
的に温度が低下するも、午後０時１８分に再度１００度に達し、以降運
転停止までの間、１００℃以上を持続した。

（供述調書等継続用紙）

最高温度　１１７．１℃
１００℃以上の持続時間　４時間２６分
（午後０時１８分から午後４時４４分）
１１０℃以上の持続時間　３時間３０分
（午後１時９分から午後４時３９分）
イ　ハイパーサーモクロンが記録したデータ
午前１１時４３分（運転開始から２０分後）、１００℃に達し、以降
運転停止まで１００℃以上を持続した。
前記のとおり、操作者が極細熱電対を設置した影響により、外気の流
入により一時的に温度は低下するも、１００℃以上を持続した。
最高温度　１３５．３℃
１００℃以上の持続時間　５時間５分
（午前１１時４３分から午後４時４８分）
１１０℃以上の持続時間　４時間２７分
（午後０時１６分から午後４時４３分）
12　措置
本測定に関する下記の資料にそれぞれに資料番号及び資料名を付し、本報
告書末尾に添付した。
（１）操作者から入手した対象器の全体配置図の写しに本職が補記したもの
【資料１】
（２）測定経過を明らかにするため、本職が撮影した写真１３枚
【資料２】
（３）測定器が測定したデータを解析し、本職が作成した

（供述調書等継続用紙）

スーパーサーモクロン測定数値	【資料３】
スーパーサーモクロン測定グラフ	【資料４】
ハイパーサーモクロン測定数値	【資料５】
ハイパーサーモクロン測定グラフ	【資料６】

警　視　庁

【資料１】

Ｌ－８ｉ　全体配置図

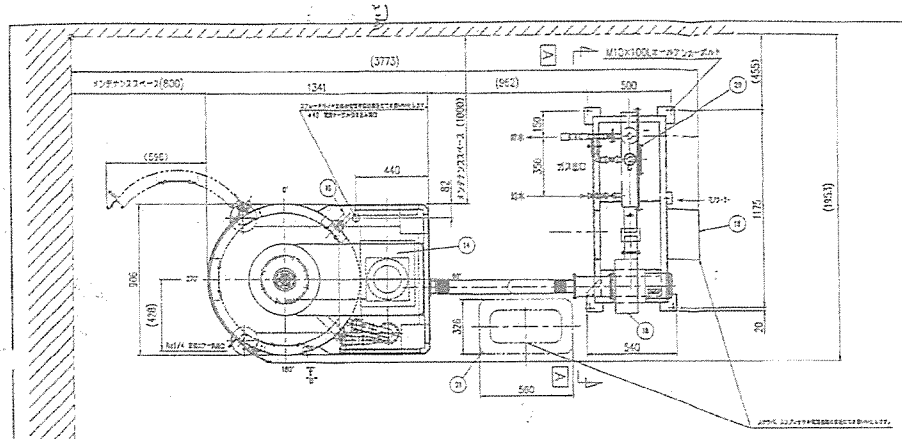

NO.	名称	材質	型式 寸法	個数	実績	備考
1	熱処室	SUS304	φ800×H540	1	–	
2	熱処室		–	1	–	
3	マンホール		–	1	–	
4	サイクロン		CC-50	1	–	
5	熱処ポット		ZL	1	–	
6	No.1ダクト		ZS	1	–	
7	No.2ダクト		ZS	1	–	
8	ヒーターケース		–	1	–	
9	蓋板1		–	1	–	
10	蓋板2	SUS304	–	1	–	
11	アトマイザ	–	OCA-009	1	–	0.2kW
12	排気機	–	–	1	–	0.4kW
13	電気ヒータ	–	–	1	–	8.5kW
14	熱風ファンカバ	–	–	1	–	
15	操作パネル	–	-	1	–	
16	熱電ランプ	–	–	1	–	0.05kW
17	アルミフレキダクト	7AR	–	1	–	
18	スクラバ排気機	–	–	1	–	0.4kW
19	スクラバ排気用排水管	–	–	1	–	
20	スクラバ	–	–	1	–	
21	ベビコン	–	–	1	–	0.75kW

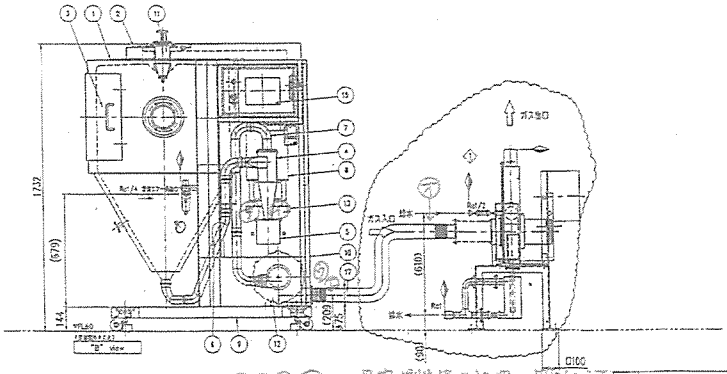

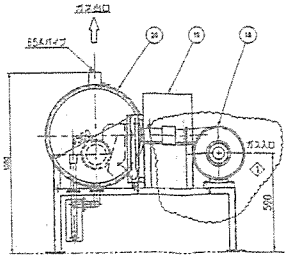

A矢視一詳細

㋐㋑㋒㋓は、温度測定器を設置した箇所です。
㋔は、温度測定器が排気の勢いにより
抜けされていた箇所を示す。

				設計	鈴木	15.05.20	尺度	1:15	図番 15JS6276LA
				製図	M.T	13.12.06	承認	15.05.27	図名 L-8
				検図	横地	15.05.27	決定	[redacted]	図名 金属記録図
1	ファン型試験炉	15.07.21	鈴木	横地	鈴木			[redacted]株式会社	図番 2-04001 1
記号	訂正 年	月	日	訂正	承認	OC2020A	A2	大川原化工機株式会社	CAD.No. 5610.040010

【資料２】

計測経過写真

1

[redacted]

[redacted]株式会社
を[redacted]から撮影。

2

[redacted]

[redacted]株式会社
を[redacted]から撮影。



3

[redacted]
[redacted]株式会社
[redacted]を撮影。

4

測定対象器
大川原化工機株式会社製噴霧乾燥機

スプレードライヤ
Ｌ－８ｉ
を正面から撮影。

5

スプレードライヤＬ－８ｉの型番等記載箇所を近接撮影。

6

スプレードライヤＬ－８ｉを左後方から撮影。

7

スプレードライヤＬ－８ｉの右側面を撮影。

8



スプレードライヤＬ－８ｉサイクロン等の製品回収箇所付近を近接撮影。

○印は、サイクロンを示す。

△印は、回収容器を示す。

9



スプレードライヤＬ－８ｉの製品回収容器を取り外し、下方向から撮影。

↗ 印は、サイクロンの下部付近を示す。

10

サイクロンの下部付近に計測器を耐熱テープで固定設置した状況を撮影。

11



スプレードライヤＬ－８ｉの排風機と排風機後のダクトの接続部分を取り外した状況を撮影。

□ 印は、排風機を示す。
× 印は、排風機後のダクトを示す。

12

排風機直後に計測器を耐熱テープで固定設置した状況を撮影。
↑↑ 印は、計測器を示す。



製品回収容器底部に極細型熱電対を設置し、回収容器を再度取り付けた状況を撮影。

↑ 印は、極細型熱電対を示す。

【資料３】

スーパーサーモクロン測定数値

スーパーサーモクロン測定数値

※印は、排風機後のダクト内を示す。

	サイクロンの下部	※		サイクロンの下部	※		サイクロンの下部	※
記録日時	温度(℃)	温度(℃)	記録日時	温度(℃)	温度(℃)	記録日時	温度(℃)	温度(℃)
2019/05/09 11:15:01	33.0	29.7	2019/05/09 11:23:01	33.6	31.7	2019/05/09 11:31:01	71.4	60.5
2019/05/09 11:15:11	32.9	29.6	2019/05/09 11:23:11	34.4	32.8	2019/05/09 11:31:11	72.1	61.0
2019/05/09 11:15:21	32.7	29.5	2019/05/09 11:23:21	35.3	33.7	2019/05/09 11:31:21	72.8	61.5
2019/05/09 11:15:31	32.6	29.4	2019/05/09 11:23:31	36.2	34.6	2019/05/09 11:31:31	73.5	62.1
2019/05/09 11:15:41	32.6	29.3	2019/05/09 11:23:41	37.1	35.3	2019/05/09 11:31:41	74.3	62.6
2019/05/09 11:15:51	32.4	29.2	2019/05/09 11:23:51	38.0	36.0	2019/05/09 11:31:51	75.0	63.2
2019/05/09 11:16:01	32.3	29.1	2019/05/09 11:24:01	38.8	36.6	2019/05/09 11:32:01	75.7	63.8
2019/05/09 11:16:11	32.2	29.0	2019/05/09 11:24:11	39.6	37.3	2019/05/09 11:32:11	76.5	64.3
2019/05/09 11:16:21	32.1	28.9	2019/05/09 11:24:21	40.5	37.8	2019/05/09 11:32:21	77.1	64.8
2019/05/09 11:16:31	31.9	28.7	2019/05/09 11:24:31	41.3	38.4	2019/05/09 11:32:31	77.8	65.4
2019/05/09 11:16:41	31.8	28.7	2019/05/09 11:24:41	42.1	39.0	2019/05/09 11:32:41	78.5	65.9
2019/05/09 11:16:51	31.7	28.6	2019/05/09 11:24:51	42.9	39.5	2019/05/09 11:32:51	79.2	66.4
2019/05/09 11:17:01	31.6	28.5	2019/05/09 11:25:01	43.7	40.0	2019/05/09 11:33:01	79.9	66.9
2019/05/09 11:17:11	31.5	28.5	2019/05/09 11:25:11	44.5	40.5	2019/05/09 11:33:11	80.6	67.4
2019/05/09 11:17:21	31.4	28.4	2019/05/09 11:25:21	45.2	41.0	2019/05/09 11:33:21	81.3	68.0
2019/05/09 11:17:31	31.3	28.3	2019/05/09 11:25:31	46.0	41.5	2019/05/09 11:33:31	82.2	68.6
2019/05/09 11:17:41	31.2	28.3	2019/05/09 11:25:41	46.7	42.0	2019/05/09 11:33:41	83.3	69.3
2019/05/09 11:17:51	31.1	28.2	2019/05/09 11:25:51	47.5	42.4	2019/05/09 11:33:51	84.6	69.9
2019/05/09 11:18:01	31.0	28.2	2019/05/09 11:26:01	48.3	42.9	2019/05/09 11:34:01	86.0	70.7
2019/05/09 11:18:11	30.9	28.1	2019/05/09 11:26:11	49.1	43.4	2019/05/09 11:34:11	87.2	70.6
2019/05/09 11:18:21	30.9	28.0	2019/05/09 11:26:21	49.9	43.9	2019/05/09 11:34:21	88.3	69.7
2019/05/09 11:18:31	30.7	28.0	2019/05/09 11:26:31	50.7	44.4	2019/05/09 11:34:31	89.5	68.7
2019/05/09 11:18:41	30.6	27.9	2019/05/09 11:26:41	51.4	44.9	2019/05/09 11:34:41	90.5	68.0
2019/05/09 11:18:51	30.5	27.8	2019/05/09 11:26:51	52.2	45.3	2019/05/09 11:34:51	91.4	67.6
2019/05/09 11:19:01	30.4	27.7	2019/05/09 11:27:01	53.0	45.8	2019/05/09 11:35:01	92.3	67.3
2019/05/09 11:19:11	30.4	27.6	2019/05/09 11:27:11	53.7	46.3	2019/05/09 11:35:11	93.2	67.3
2019/05/09 11:19:21	30.2	27.5	2019/05/09 11:27:21	54.5	46.8	2019/05/09 11:35:21	94.1	67.3
2019/05/09 11:19:31	30.1	27.5	2019/05/09 11:27:31	55.2	47.3	2019/05/09 11:35:31	94.9	67.4
2019/05/09 11:19:41	30.0	27.7	2019/05/09 11:27:41	56.0	47.8	2019/05/09 11:35:41	95.7	67.7
2019/05/09 11:19:51	30.2	28.5	2019/05/09 11:27:51	56.8	48.3	2019/05/09 11:35:51	96.4	68.0
2019/05/09 11:20:01	30.9	29.6	2019/05/09 11:28:01	57.6	48.8	2019/05/09 11:36:01	97.2	68.3
2019/05/09 11:20:11	31.8	30.9	2019/05/09 11:28:11	58.4	49.3	2019/05/09 11:36:11	97.8	68.7
2019/05/09 11:20:21	32.7	31.8	2019/05/09 11:28:21	59.1	50.3	2019/05/09 11:36:21	98.6	69.1
2019/05/09 11:20:31	33.4	32.5	2019/05/09 11:28:31	59.9	51.3	2019/05/09 11:36:31	99.2	69.6
2019/05/09 11:20:41	33.7	32.8	2019/05/09 11:28:41	60.7	52.2	2019/05/09 11:36:41	99.9	70.0
2019/05/09 11:20:51	33.7	32.8	2019/05/09 11:28:51	61.4	53.0	2019/05/09 11:36:51	100.6	70.4
2019/05/09 11:21:01	33.6	32.6	2019/05/09 11:29:01	62.2	53.6	2019/05/09 11:37:01	101.2	70.9
2019/05/09 11:21:11	33.5	32.2	2019/05/09 11:29:11	63.0	54.3	2019/05/09 11:37:11	101.7	71.4
2019/05/09 11:21:21	33.4	31.8	2019/05/09 11:29:21	63.7	54.9	2019/05/09 11:37:21	102.1	71.9
2019/05/09 11:21:31	33.2	31.4	2019/05/09 11:29:31	64.6	55.5	2019/05/09 11:37:31	102.4	72.4
2019/05/09 11:21:41	33.1	31.1	2019/05/09 11:29:41	65.3	56.1	2019/05/09 11:37:41	102.7	72.8
2019/05/09 11:21:51	33.0	30.7	2019/05/09 11:29:51	66.0	56.6	2019/05/09 11:37:51	103.1	73.3
2019/05/09 11:22:01	32.9	30.5	2019/05/09 11:30:01	66.8	57.2	2019/05/09 11:38:01	103.5	73.7
2019/05/09 11:22:11	32.8	30.2	2019/05/09 11:30:11	67.5	57.8	2019/05/09 11:38:11	103.9	74.2
2019/05/09 11:22:21	32.7	30.0	2019/05/09 11:30:21	68.3	58.3	2019/05/09 11:38:21	104.3	74.7
2019/05/09 11:22:31	32.6	29.8	2019/05/09 11:30:31	69.1	58.9	2019/05/09 11:38:31	104.8	75.2
2019/05/09 11:22:41	32.6	30.0	2019/05/09 11:30:41	69.9	59.4	2019/05/09 11:38:41	105.2	75.6
2019/05/09 11:22:51	32.9	30.8	2019/05/09 11:30:51	70.6	60.0	2019/05/09 11:38:51	105.7	76.0

スーパーサーモクロン測定数値

※印は、排風機後のダクト内を示す。

	サイクロンの下部	※		サイクロンの下部	※		サイクロンの下部	※
記録日時	温度(℃)	温度(℃)	記録日時	温度(℃)	温度(℃)	記録日時	温度(℃)	温度(℃)
2019/05/09 11:39:01	106.1	76.5	2019/05/09 11:47:21	123.4	92.6	2019/05/09 11:55:41	126.6	99.6
2019/05/09 11:39:11	106.6	76.9	2019/05/09 11:47:31	123.6	92.9	2019/05/09 11:55:51	126.6	99.6
2019/05/09 11:39:21	107.1	77.4	2019/05/09 11:47:41	123.7	93.1	2019/05/09 11:56:01	126.6	99.7
2019/05/09 11:39:31	107.5	77.8	2019/05/09 11:47:51	123.9	93.3	2019/05/09 11:56:11	126.6	99.9
2019/05/09 11:39:41	108.0	78.2	2019/05/09 11:48:01	124.0	93.5	2019/05/09 11:56:21	126.6	100.0
2019/05/09 11:39:51	108.4	78.6	2019/05/09 11:48:11	124.1	93.6	2019/05/09 11:56:31	126.6	100.2
2019/05/09 11:40:01	108.9	79.0	2019/05/09 11:48:21	124.3	93.9	2019/05/09 11:56:41	126.6	100.3
2019/05/09 11:40:11	109.4	79.4	2019/05/09 11:48:31	124.4	94.1	2019/05/09 11:56:51	126.6	100.4
2019/05/09 11:40:21	109.8	79.8	2019/05/09 11:48:41	124.6	94.4	2019/05/09 11:57:01	126.6	100.5
2019/05/09 11:40:31	110.2	80.3	2019/05/09 11:48:51	124.7	94.5	2019/05/09 11:57:11	126.6	100.6
2019/05/09 11:40:41	110.6	80.6	2019/05/09 11:49:01	124.8	94.6	2019/05/09 11:57:21	126.6	100.7
2019/05/09 11:40:51	111.0	81.0	2019/05/09 11:49:11	124.8	94.7	2019/05/09 11:57:31	126.6	100.6
2019/05/09 11:41:01	111.4	81.5	2019/05/09 11:49:21	124.9	95.0	2019/05/09 11:57:41	126.6	100.6
2019/05/09 11:41:11	111.8	81.8	2019/05/09 11:49:31	125.1	95.1	2019/05/09 11:57:51	126.6	100.6
2019/05/09 11:41:21	112.2	82.2	2019/05/09 11:49:41	125.2	95.2	2019/05/09 11:58:01	126.6	100.7
2019/05/09 11:41:31	112.6	82.6	2019/05/09 11:49:51	125.2	95.4	2019/05/09 11:58:11	126.6	100.9
2019/05/09 11:41:41	113.0	82.9	2019/05/09 11:50:01	125.3	95.5	2019/05/09 11:58:21	126.6	101.0
2019/05/09 11:41:51	113.4	83.3	2019/05/09 11:50:11	125.4	95.7	2019/05/09 11:58:31	126.6	101.1
2019/05/09 11:42:01	113.8	83.6	2019/05/09 11:50:21	125.5	95.9	2019/05/09 11:58:41	126.6	101.2
2019/05/09 11:42:11	114.1	84.0	2019/05/09 11:50:31	125.6	96.0	2019/05/09 11:58:51	126.6	101.3
2019/05/09 11:42:21	114.4	84.4	2019/05/09 11:50:41	125.7	96.2	2019/05/09 11:59:01	126.6	101.4
2019/05/09 11:42:31	114.7	84.7	2019/05/09 11:50:51	125.9	96.2	2019/05/09 11:59:11	126.6	101.4
2019/05/09 11:42:41	115.0	85.1	2019/05/09 11:51:01	126.0	96.3	2019/05/09 11:59:21	126.6	101.5
2019/05/09 11:42:51	115.4	85.4	2019/05/09 11:51:11	126.0	96.5	2019/05/09 11:59:31	126.6	101.5
2019/05/09 11:43:01	115.7	85.7	2019/05/09 11:51:21	126.2	96.7	2019/05/09 11:59:41	126.6	101.5
2019/05/09 11:43:11	116.0	86.1	2019/05/09 11:51:31	126.2	96.8	2019/05/09 11:59:51	126.6	101.6
2019/05/09 11:43:21	116.4	86.4	2019/05/09 11:51:41	126.4	96.8	2019/05/09 12:00:01	126.6	101.6
2019/05/09 11:43:31	116.7	86.6	2019/05/09 11:51:51	126.4	97.0	2019/05/09 12:00:11	126.6	101.7
2019/05/09 11:43:41	117.1	86.9	2019/05/09 11:52:01	126.5	97.2	2019/05/09 12:00:21	126.6	101.6
2019/05/09 11:43:51	117.5	87.2	2019/05/09 11:52:11	126.6	97.3	2019/05/09 12:00:31	126.6	101.6
2019/05/09 11:44:01	117.8	87.5	2019/05/09 11:52:21	126.6	97.5	2019/05/09 12:00:41	126.6	101.6
2019/05/09 11:44:11	118.1	87.9	2019/05/09 11:52:31	126.6	97.6	2019/05/09 12:00:51	126.6	101.7
2019/05/09 11:44:21	118.5	88.2	2019/05/09 11:52:41	126.6	97.8	2019/05/09 12:01:01	126.6	101.8
2019/05/09 11:44:31	118.8	88.4	2019/05/09 11:52:51	126.6	97.9	2019/05/09 12:01:11	126.6	101.8
2019/05/09 11:44:41	119.2	88.7	2019/05/09 11:53:01	126.6	97.9	2019/05/09 12:01:21	126.6	101.9
2019/05/09 11:44:51	119.5	89.0	2019/05/09 11:53:11	126.6	98.0	2019/05/09 12:01:31	126.6	102.0
2019/05/09 11:45:01	119.8	89.3	2019/05/09 11:53:21	126.6	98.0	2019/05/09 12:01:41	126.6	102.1
2019/05/09 11:45:11	120.1	89.5	2019/05/09 11:53:31	126.6	98.0	2019/05/09 12:01:51	126.6	102.1
2019/05/09 11:45:21	120.4	89.7	2019/05/09 11:53:41	126.6	98.1	2019/05/09 12:02:01	126.6	102.2
2019/05/09 11:45:31	120.7	89.9	2019/05/09 11:53:51	126.6	98.3	2019/05/09 12:02:11	126.6	102.3
2019/05/09 11:45:41	121.0	90.2	2019/05/09 11:54:01	126.6	98.4	2019/05/09 12:02:21	126.6	102.3
2019/05/09 11:45:51	121.3	90.4	2019/05/09 11:54:11	126.6	98.5	2019/05/09 12:02:31	126.6	102.3
2019/05/09 11:46:01	121.5	90.6	2019/05/09 11:54:21	126.6	98.6	2019/05/09 12:02:41	126.6	102.3
2019/05/09 11:46:11	121.9	90.8	2019/05/09 11:54:31	126.6	98.8	2019/05/09 12:02:51	126.6	102.3
2019/05/09 11:46:21	122.1	91.1	2019/05/09 11:54:41	126.6	98.9	2019/05/09 12:03:01	126.6	102.3
2019/05/09 11:46:31	122.3	91.3	2019/05/09 11:54:51	126.6	99.1	2019/05/09 12:03:11	126.6	102.3
2019/05/09 11:46:41	122.6	91.6	2019/05/09 11:55:01	126.6	99.3	2019/05/09 12:03:21	126.6	102.4
2019/05/09 11:46:51	122.8	91.8	2019/05/09 11:55:11	126.6	99.4	2019/05/09 12:03:31	126.6	102.5
2019/05/09 11:47:01	123.0	92.1	2019/05/09 11:55:21	126.6	99.5	2019/05/09 12:03:41	126.6	102.7
2019/05/09 11:47:11	123.2	92.3	2019/05/09 11:55:31	126.6	99.6	2019/05/09 12:03:51	126.6	102.7

スーパーサーモクロン測定数値

※印は、排風機後のダクト内を示す。

	サイクロンの下部	※		サイクロンの下部	※		サイクロンの下部	※
記録日時	温度(℃)	温度(℃)	記録日時	温度(℃)	温度(℃)	記録日時	温度(℃)	温度(℃)
2019/05/09 12:04:01	126.6	102.7	2019/05/09 12:12:31	87.3	101.5	2019/05/09 12:21:01	126.6	102.5
2019/05/09 12:04:11	126.6	102.8	2019/05/09 12:12:41	81.7	100.5	2019/05/09 12:21:11	126.6	102.7
2019/05/09 12:04:21	126.6	102.9	2019/05/09 12:12:51	77.0	99.4	2019/05/09 12:21:21	126.6	102.8
2019/05/09 12:04:31	126.6	103.0	2019/05/09 12:13:01	76.1	98.4	2019/05/09 12:21:31	126.6	103.0
2019/05/09 12:04:41	126.6	103.1	2019/05/09 12:13:11	77.5	97.5	2019/05/09 12:21:41	126.6	103.0
2019/05/09 12:04:51	126.6	103.2	2019/05/09 12:13:21	79.9	96.8	2019/05/09 12:21:51	126.6	103.1
2019/05/09 12:05:01	126.6	103.2	2019/05/09 12:13:31	82.7	96.2	2019/05/09 12:22:01	126.6	103.2
2019/05/09 12:05:11	126.6	103.3	2019/05/09 12:13:41	85.7	95.6	2019/05/09 12:22:11	126.6	103.4
2019/05/09 12:05:21	126.6	103.3	2019/05/09 12:13:51	88.7	95.2	2019/05/09 12:22:21	126.6	103.5
2019/05/09 12:05:31	126.6	103.4	2019/05/09 12:14:01	91.6	94.9	2019/05/09 12:22:31	126.6	103.7
2019/05/09 12:05:41	126.6	103.5	2019/05/09 12:14:11	94.5	94.7	2019/05/09 12:22:41	126.6	103.8
2019/05/09 12:05:51	126.6	103.5	2019/05/09 12:14:21	97.1	94.6	2019/05/09 12:22:51	126.6	104.0
2019/05/09 12:06:01	126.6	103.6	2019/05/09 12:14:31	99.6	94.6	2019/05/09 12:23:01	126.6	104.1
2019/05/09 12:06:11	126.6	103.6	2019/05/09 12:14:41	101.8	94.6	2019/05/09 12:23:11	126.6	104.2
2019/05/09 12:06:21	126.6	103.6	2019/05/09 12:14:51	103.9	94.7	2019/05/09 12:23:21	126.6	104.3
2019/05/09 12:06:31	126.6	103.7	2019/05/09 12:15:01	105.8	94.8	2019/05/09 12:23:31	126.6	104.5
2019/05/09 12:06:41	126.6	103.7	2019/05/09 12:15:11	107.6	94.9	2019/05/09 12:23:41	126.6	104.6
2019/05/09 12:06:51	126.6	103.8	2019/05/09 12:15:21	109.1	95.0	2019/05/09 12:23:51	126.6	104.6
2019/05/09 12:07:01	126.6	103.8	2019/05/09 12:15:31	110.6	95.2	2019/05/09 12:24:01	126.6	104.8
2019/05/09 12:07:11	126.6	103.8	2019/05/09 12:15:41	112.0	95.5	2019/05/09 12:24:11	126.6	104.8
2019/05/09 12:07:21	126.6	103.9	2019/05/09 12:15:51	113.1	95.7	2019/05/09 12:24:21	126.6	104.9
2019/05/09 12:07:31	126.6	103.9	2019/05/09 12:16:01	114.3	95.9	2019/05/09 12:24:31	126.6	104.9
2019/05/09 12:07:41	126.6	104.0	2019/05/09 12:16:11	115.3	96.2	2019/05/09 12:24:41	126.6	105.0
2019/05/09 12:07:51	126.6	104.0	2019/05/09 12:16:21	116.2	96.5	2019/05/09 12:24:51	126.6	105.1
2019/05/09 12:08:01	126.6	104.0	2019/05/09 12:16:31	117.1	96.7	2019/05/09 12:25:01	126.6	105.1
2019/05/09 12:08:11	126.6	104.0	2019/05/09 12:16:41	117.9	97.0	2019/05/09 12:25:11	126.6	105.2
2019/05/09 12:08:21	126.6	104.0	2019/05/09 12:16:51	118.6	97.3	2019/05/09 12:25:21	126.6	105.3
2019/05/09 12:08:31	126.6	104.1	2019/05/09 12:17:01	119.3	97.5	2019/05/09 12:25:31	126.6	105.3
2019/05/09 12:08:41	126.6	104.1	2019/05/09 12:17:11	119.9	97.8	2019/05/09 12:25:41	126.6	105.4
2019/05/09 12:08:51	126.6	104.1	2019/05/09 12:17:21	120.5	98.0	2019/05/09 12:25:51	126.6	105.4
2019/05/09 12:09:01	126.6	104.1	2019/05/09 12:17:31	121.1	98.3	2019/05/09 12:26:01	126.6	105.4
2019/05/09 12:09:11	126.6	104.1	2019/05/09 12:17:41	121.5	98.6	2019/05/09 12:26:11	126.6	105.5
2019/05/09 12:09:21	126.6	104.1	2019/05/09 12:17:51	122.0	98.8	2019/05/09 12:26:21	126.6	105.6
2019/05/09 12:09:31	126.6	104.0	2019/05/09 12:18:01	122.5	99.1	2019/05/09 12:26:31	126.6	105.6
2019/05/09 12:09:41	126.6	104.0	2019/05/09 12:18:11	122.9	99.3	2019/05/09 12:26:41	126.6	105.6
2019/05/09 12:09:51	126.6	104.1	2019/05/09 12:18:21	123.3	99.6	2019/05/09 12:26:51	126.6	105.7
2019/05/09 12:10:01	126.6	104.1	2019/05/09 12:18:31	123.6	99.7	2019/05/09 12:27:01	126.6	105.7
2019/05/09 12:10:11	126.6	104.1	2019/05/09 12:18:41	124.0	100.0	2019/05/09 12:27:11	126.6	105.8
2019/05/09 12:10:21	126.6	104.2	2019/05/09 12:18:51	124.3	100.2	2019/05/09 12:27:21	126.6	105.8
2019/05/09 12:10:31	126.6	104.1	2019/05/09 12:19:01	124.7	100.4	2019/05/09 12:27:31	126.6	105.9
2019/05/09 12:10:41	126.6	104.1	2019/05/09 12:19:11	124.9	100.6	2019/05/09 12:27:41	126.6	105.9
2019/05/09 12:10:51	126.6	104.1	2019/05/09 12:19:21	125.2	100.9	2019/05/09 12:27:51	126.6	105.9
2019/05/09 12:11:01	126.6	104.0	2019/05/09 12:19:31	125.3	101.0	2019/05/09 12:28:01	126.6	106.0
2019/05/09 12:11:11	126.6	104.0	2019/05/09 12:19:41	125.6	101.2	2019/05/09 12:28:11	126.6	106.0
2019/05/09 12:11:21	126.6	104.1	2019/05/09 12:19:51	125.9	101.4	2019/05/09 12:28:21	126.6	106.1
2019/05/09 12:11:31	126.6	104.2	2019/05/09 12:20:01	126.1	101.6	2019/05/09 12:28:31	126.6	106.1
2019/05/09 12:11:41	122.5	104.3	2019/05/09 12:20:11	126.4	101.8	2019/05/09 12:28:41	126.6	106.1
2019/05/09 12:11:51	114.9	104.1	2019/05/09 12:20:21	126.6	102.0	2019/05/09 12:28:51	126.6	106.1
2019/05/09 12:12:01	107.3	103.7	2019/05/09 12:20:31	126.6	102.1	2019/05/09 12:29:01	126.6	106.2
2019/05/09 12:12:11	100.1	103.1	2019/05/09 12:20:41	126.6	102.3	2019/05/09 12:29:11	126.6	106.2
2019/05/09 12:12:21	93.4	102.3	2019/05/09 12:20:51	126.6	102.4	2019/05/09 12:29:21	126.6	106.2

スーパーサーモクロン測定数値

※印は、排風機後のダクト内を示す。

	サイクロンの下部	※		サイクロンの下部	※		サイクロンの下部	※
記録日時	温度(℃)	温度(℃)	記録日時	温度(℃)	温度(℃)	記録日時	温度(℃)	温度(℃)
2019/05/09 12:29:31	126.6	106.3	2019/05/09 12:37:51	126.6	107.5	2019/05/09 12:46:11	126.6	108.3
2019/05/09 12:29:41	126.6	106.4	2019/05/09 12:38:01	126.6	107.5	2019/05/09 12:46:21	126.6	108.3
2019/05/09 12:29:51	126.6	106.4	2019/05/09 12:38:11	126.6	107.5	2019/05/09 12:46:31	126.6	108.3
2019/05/09 12:30:01	126.6	106.4	2019/05/09 12:38:21	126.6	107.5	2019/05/09 12:46:41	126.6	108.3
2019/05/09 12:30:11	126.6	106.4	2019/05/09 12:38:31	126.6	107.5	2019/05/09 12:46:51	126.6	108.4
2019/05/09 12:30:21	126.6	106.4	2019/05/09 12:38:41	126.6	107.5	2019/05/09 12:47:01	126.6	108.4
2019/05/09 12:30:31	126.6	106.5	2019/05/09 12:38:51	126.6	107.6	2019/05/09 12:47:11	126.6	108.4
2019/05/09 12:30:41	126.6	106.5	2019/05/09 12:39:01	126.6	107.6	2019/05/09 12:47:21	126.6	108.5
2019/05/09 12:30:51	126.6	106.6	2019/05/09 12:39:11	126.6	107.6	2019/05/09 12:47:31	126.6	108.5
2019/05/09 12:31:01	126.6	106.6	2019/05/09 12:39:21	126.6	107.7	2019/05/09 12:47:41	126.6	108.5
2019/05/09 12:31:11	126.6	106.6	2019/05/09 12:39:31	126.6	107.7	2019/05/09 12:47:51	126.6	108.5
2019/05/09 12:31:21	126.6	106.6	2019/05/09 12:39:41	126.6	107.7	2019/05/09 12:48:01	126.6	108.5
2019/05/09 12:31:31	126.6	106.6	2019/05/09 12:39:51	126.6	107.7	2019/05/09 12:48:11	126.6	108.5
2019/05/09 12:31:41	126.6	106.7	2019/05/09 12:40:01	126.6	107.7	2019/05/09 12:48:21	126.6	108.5
2019/05/09 12:31:51	126.6	106.7	2019/05/09 12:40:11	126.6	107.7	2019/05/09 12:48:31	126.6	108.5
2019/05/09 12:32:01	126.6	106.7	2019/05/09 12:40:21	126.6	107.7	2019/05/09 12:48:41	126.6	108.5
2019/05/09 12:32:11	126.6	106.7	2019/05/09 12:40:31	126.6	107.8	2019/05/09 12:48:51	126.6	108.5
2019/05/09 12:32:21	126.6	106.8	2019/05/09 12:40:41	126.6	107.8	2019/05/09 12:49:01	126.6	108.5
2019/05/09 12:32:31	126.6	106.9	2019/05/09 12:40:51	126.6	107.8	2019/05/09 12:49:11	126.6	108.5
2019/05/09 12:32:41	126.6	106.9	2019/05/09 12:41:01	126.6	107.8	2019/05/09 12:49:21	126.6	108.6
2019/05/09 12:32:51	126.6	106.9	2019/05/09 12:41:11	126.6	107.8	2019/05/09 12:49:31	126.6	108.6
2019/05/09 12:33:01	126.6	106.9	2019/05/09 12:41:21	126.6	107.8	2019/05/09 12:49:41	126.6	108.6
2019/05/09 12:33:11	126.6	106.9	2019/05/09 12:41:31	126.6	107.8	2019/05/09 12:49:51	126.6	108.6
2019/05/09 12:33:21	126.6	106.9	2019/05/09 12:41:41	126.6	107.8	2019/05/09 12:50:01	126.6	108.6
2019/05/09 12:33:31	126.6	106.9	2019/05/09 12:41:51	126.6	107.8	2019/05/09 12:50:11	126.6	108.6
2019/05/09 12:33:41	126.6	107.0	2019/05/09 12:42:01	126.6	107.9	2019/05/09 12:50:21	126.6	108.6
2019/05/09 12:33:51	126.6	107.0	2019/05/09 12:42:11	126.6	107.9	2019/05/09 12:50:31	126.6	108.6
2019/05/09 12:34:01	126.6	107.0	2019/05/09 12:42:21	126.6	107.9	2019/05/09 12:50:41	126.6	108.6
2019/05/09 12:34:11	126.6	107.0	2019/05/09 12:42:31	126.6	107.9	2019/05/09 12:50:51	126.6	108.6
2019/05/09 12:34:21	126.6	107.0	2019/05/09 12:42:41	126.6	107.9	2019/05/09 12:51:01	126.6	108.7
2019/05/09 12:34:31	126.6	107.0	2019/05/09 12:42:51	126.6	108.0	2019/05/09 12:51:11	126.6	108.7
2019/05/09 12:34:41	126.6	107.1	2019/05/09 12:43:01	126.6	107.9	2019/05/09 12:51:21	126.6	108.7
2019/05/09 12:34:51	126.6	107.0	2019/05/09 12:43:11	126.6	107.9	2019/05/09 12:51:31	126.6	108.7
2019/05/09 12:35:01	126.6	107.0	2019/05/09 12:43:21	126.6	108.0	2019/05/09 12:51:41	126.6	108.7
2019/05/09 12:35:11	126.6	107.1	2019/05/09 12:43:31	126.6	108.0	2019/05/09 12:51:51	126.6	108.7
2019/05/09 12:35:21	126.6	107.2	2019/05/09 12:43:41	126.6	108.0	2019/05/09 12:52:01	126.6	108.7
2019/05/09 12:35:31	126.6	107.2	2019/05/09 12:43:51	126.6	108.0	2019/05/09 12:52:11	126.6	108.7
2019/05/09 12:35:41	126.6	107.2	2019/05/09 12:44:01	126.6	108.0	2019/05/09 12:52:21	126.6	108.8
2019/05/09 12:35:51	126.6	107.2	2019/05/09 12:44:11	126.6	108.1	2019/05/09 12:52:31	126.6	108.8
2019/05/09 12:36:01	126.6	107.3	2019/05/09 12:44:21	126.6	108.1	2019/05/09 12:52:41	126.6	108.8
2019/05/09 12:36:11	126.6	107.3	2019/05/09 12:44:31	126.6	108.1	2019/05/09 12:52:51	126.6	108.8
2019/05/09 12:36:21	126.6	107.3	2019/05/09 12:44:41	126.6	108.2	2019/05/09 12:53:01	126.6	108.8
2019/05/09 12:36:31	126.6	107.3	2019/05/09 12:44:51	126.6	108.2	2019/05/09 12:53:11	126.6	108.8
2019/05/09 12:36:41	126.6	107.3	2019/05/09 12:45:01	126.6	108.2	2019/05/09 12:53:21	126.6	108.8
2019/05/09 12:36:51	126.6	107.4	2019/05/09 12:45:11	126.6	108.2	2019/05/09 12:53:31	126.6	108.8
2019/05/09 12:37:01	126.6	107.4	2019/05/09 12:45:21	126.6	108.2	2019/05/09 12:53:41	126.6	108.8
2019/05/09 12:37:11	126.6	107.4	2019/05/09 12:45:31	126.6	108.2	2019/05/09 12:53:51	126.6	108.9
2019/05/09 12:37:21	126.6	107.4	2019/05/09 12:45:41	126.6	108.3	2019/05/09 12:54:01	126.6	108.9
2019/05/09 12:37:31	126.6	107.4	2019/05/09 12:45:51	126.6	108.3	2019/05/09 12:54:11	126.6	108.9
2019/05/09 12:37:41	126.6	107.5	2019/05/09 12:46:01	126.6	108.3	2019/05/09 12:54:21	126.6	108.9

スーパーサーモクロン測定数値

※印は、排風機後のダクト内を示す。

	サイクロンの下部	※		サイクロンの下部	※		サイクロンの下部	※
記録日時	温度(℃)	温度(℃)	記録日時	温度(℃)	温度(℃)	記録日時	温度(℃)	温度(℃)
2019/05/09 12:54:31	126.6	108.9	2019/05/09 13:03:01	126.6	109.4	2019/05/09 13:11:31	126.6	110.6
2019/05/09 12:54:41	126.6	108.9	2019/05/09 13:03:11	126.6	109.4	2019/05/09 13:11:41	126.6	110.7
2019/05/09 12:54:51	126.6	108.9	2019/05/09 13:03:21	126.6	109.4	2019/05/09 13:11:51	126.6	110.7
2019/05/09 12:55:01	126.6	109.0	2019/05/09 13:03:31	126.6	109.4	2019/05/09 13:12:01	126.6	110.7
2019/05/09 12:55:11	126.6	109.0	2019/05/09 13:03:41	126.6	109.4	2019/05/09 13:12:11	126.6	110.8
2019/05/09 12:55:21	126.6	109.0	2019/05/09 13:03:51	126.6	109.4	2019/05/09 13:12:21	126.6	110.8
2019/05/09 12:55:31	126.6	109.0	2019/05/09 13:04:01	126.6	109.4	2019/05/09 13:12:31	126.6	110.9
2019/05/09 12:55:41	126.6	109.0	2019/05/09 13:04:11	126.6	109.5	2019/05/09 13:12:41	126.6	110.9
2019/05/09 12:55:51	126.6	109.0	2019/05/09 13:04:21	126.6	109.5	2019/05/09 13:12:51	126.6	110.9
2019/05/09 12:56:01	126.6	109.0	2019/05/09 13:04:31	126.6	109.5	2019/05/09 13:13:01	126.6	110.9
2019/05/09 12:56:11	126.6	109.0	2019/05/09 13:04:41	126.6	109.5	2019/05/09 13:13:11	126.6	110.9
2019/05/09 12:56:21	126.6	109.0	2019/05/09 13:04:51	126.6	109.5	2019/05/09 13:13:21	126.6	110.9
2019/05/09 12:56:31	126.6	109.0	2019/05/09 13:05:01	126.6	109.5	2019/05/09 13:13:31	126.6	111.0
2019/05/09 12:56:41	126.6	109.1	2019/05/09 13:05:11	126.6	109.5	2019/05/09 13:13:41	126.6	111.0
2019/05/09 12:56:51	126.6	109.1	2019/05/09 13:05:21	126.6	109.5	2019/05/09 13:13:51	126.6	111.1
2019/05/09 12:57:01	126.6	109.1	2019/05/09 13:05:31	126.6	109.5	2019/05/09 13:14:01	126.6	111.1
2019/05/09 12:57:11	126.6	109.1	2019/05/09 13:05:41	126.6	109.5	2019/05/09 13:14:11	126.6	111.0
2019/05/09 12:57:21	126.6	109.1	2019/05/09 13:05:51	126.6	109.5	2019/05/09 13:14:21	126.6	110.9
2019/05/09 12:57:31	126.6	109.1	2019/05/09 13:06:01	126.6	109.5	2019/05/09 13:14:31	126.6	110.9
2019/05/09 12:57:41	126.6	109.1	2019/05/09 13:06:11	126.6	109.5	2019/05/09 13:14:41	126.6	110.9
2019/05/09 12:57:51	126.6	109.1	2019/05/09 13:06:21	126.6	109.5	2019/05/09 13:14:51	126.6	111.0
2019/05/09 12:58:01	126.6	109.1	2019/05/09 13:06:31	126.6	109.5	2019/05/09 13:15:01	126.6	111.1
2019/05/09 12:58:11	126.6	109.1	2019/05/09 13:06:41	126.6	109.5	2019/05/09 13:15:11	126.6	111.1
2019/05/09 12:58:21	126.6	109.1	2019/05/09 13:06:51	126.6	109.5	2019/05/09 13:15:21	126.6	111.1
2019/05/09 12:58:31	126.6	109.1	2019/05/09 13:07:01	126.6	109.5	2019/05/09 13:15:31	126.6	111.1
2019/05/09 12:58:41	126.6	109.1	2019/05/09 13:07:11	126.6	109.5	2019/05/09 13:15:41	126.6	111.2
2019/05/09 12:58:51	126.6	109.1	2019/05/09 13:07:21	126.6	109.5	2019/05/09 13:15:51	126.6	111.2
2019/05/09 12:59:01	126.6	109.2	2019/05/09 13:07:31	126.6	109.6	2019/05/09 13:16:01	126.6	111.2
2019/05/09 12:59:11	126.6	109.2	2019/05/09 13:07:41	126.6	109.6	2019/05/09 13:16:11	126.6	111.2
2019/05/09 12:59:21	126.6	109.1	2019/05/09 13:07:51	126.6	109.6	2019/05/09 13:16:21	126.6	111.3
2019/05/09 12:59:31	126.6	109.2	2019/05/09 13:08:01	126.6	109.6	2019/05/09 13:16:31	126.6	111.3
2019/05/09 12:59:41	126.6	109.2	2019/05/09 13:08:11	126.6	109.6	2019/05/09 13:16:41	126.6	111.4
2019/05/09 12:59:51	126.6	109.2	2019/05/09 13:08:21	126.6	109.7	2019/05/09 13:16:51	126.6	111.4
2019/05/09 13:00:01	126.6	109.2	2019/05/09 13:08:31	126.6	109.7	2019/05/09 13:17:01	126.6	111.4
2019/05/09 13:00:11	126.6	109.2	2019/05/09 13:08:41	126.6	109.8	2019/05/09 13:17:11	126.6	111.4
2019/05/09 13:00:21	126.6	109.3	2019/05/09 13:08:51	126.6	109.8	2019/05/09 13:17:21	126.6	111.4
2019/05/09 13:00:31	126.6	109.3	2019/05/09 13:09:01	126.6	109.9	2019/05/09 13:17:31	126.6	111.4
2019/05/09 13:00:41	126.6	109.3	2019/05/09 13:09:11	126.6	109.9	2019/05/09 13:17:41	126.6	111.4
2019/05/09 13:00:51	126.6	109.3	2019/05/09 13:09:21	126.6	110.0	2019/05/09 13:17:51	126.6	111.5
2019/05/09 13:01:01	126.6	109.3	2019/05/09 13:09:31	126.6	110.1	2019/05/09 13:18:01	126.6	111.5
2019/05/09 13:01:11	126.6	109.3	2019/05/09 13:09:41	126.6	110.1	2019/05/09 13:18:11	126.6	111.6
2019/05/09 13:01:21	126.6	109.3	2019/05/09 13:09:51	126.6	110.1	2019/05/09 13:18:21	126.6	111.6
2019/05/09 13:01:31	126.6	109.3	2019/05/09 13:10:01	126.6	110.2	2019/05/09 13:18:31	126.6	111.6
2019/05/09 13:01:41	126.6	109.3	2019/05/09 13:10:11	126.6	110.3	2019/05/09 13:18:41	126.6	111.6
2019/05/09 13:01:51	126.6	109.3	2019/05/09 13:10:21	126.6	110.3	2019/05/09 13:18:51	126.6	111.6
2019/05/09 13:02:01	126.6	109.3	2019/05/09 13:10:31	126.6	110.3	2019/05/09 13:19:01	126.6	111.7
2019/05/09 13:02:11	126.6	109.3	2019/05/09 13:10:41	126.6	110.4	2019/05/09 13:19:11	126.6	111.7
2019/05/09 13:02:21	126.6	109.4	2019/05/09 13:10:51	126.6	110.4	2019/05/09 13:19:21	126.6	111.7
2019/05/09 13:02:31	126.6	109.4	2019/05/09 13:11:01	126.6	110.5	2019/05/09 13:19:31	126.6	111.7
2019/05/09 13:02:41	126.6	109.4	2019/05/09 13:11:11	126.6	110.6	2019/05/09 13:19:41	126.6	111.7
2019/05/09 13:02:51	126.6	109.4	2019/05/09 13:11:21	126.6	110.6	2019/05/09 13:19:51	126.6	111.7

スーパーサーモクロン測定数値

※印は、排風機後のダクト内を示す。

	サイクロンの下部	※		サイクロンの下部	※		サイクロンの下部	※
記録日時	温度(℃)	温度(℃)	記録日時	温度(℃)	温度(℃)	記録日時	温度(℃)	温度(℃)
2019/05/09 13:20:01	126.6	111.7	2019/05/09 13:28:31	126.6	112.2	2019/05/09 13:37:01	126.6	112.5
2019/05/09 13:20:11	126.6	111.8	2019/05/09 13:28:41	126.6	112.2	2019/05/09 13:37:11	126.6	112.5
2019/05/09 13:20:21	126.6	111.8	2019/05/09 13:28:51	126.6	112.2	2019/05/09 13:37:21	126.6	112.6
2019/05/09 13:20:31	126.6	111.9	2019/05/09 13:29:01	126.6	112.2	2019/05/09 13:37:31	126.6	112.6
2019/05/09 13:20:41	126.6	111.9	2019/05/09 13:29:11	126.6	112.2	2019/05/09 13:37:41	126.6	112.6
2019/05/09 13:20:51	126.6	111.9	2019/05/09 13:29:21	126.6	112.2	2019/05/09 13:37:51	126.6	112.6
2019/05/09 13:21:01	126.6	111.9	2019/05/09 13:29:31	126.6	112.2	2019/05/09 13:38:01	126.6	112.6
2019/05/09 13:21:11	126.6	111.9	2019/05/09 13:29:41	126.6	112.3	2019/05/09 13:38:11	126.6	112.6
2019/05/09 13:21:21	126.6	111.9	2019/05/09 13:29:51	126.6	112.3	2019/05/09 13:38:21	126.6	112.6
2019/05/09 13:21:31	126.6	111.9	2019/05/09 13:30:01	126.6	112.3	2019/05/09 13:38:31	126.6	112.6
2019/05/09 13:21:41	126.6	111.9	2019/05/09 13:30:11	126.6	112.3	2019/05/09 13:38:41	126.6	112.6
2019/05/09 13:21:51	126.6	111.9	2019/05/09 13:30:21	126.6	112.4	2019/05/09 13:38:51	126.6	112.6
2019/05/09 13:22:01	126.6	112.0	2019/05/09 13:30:31	126.6	112.4	2019/05/09 13:39:01	126.6	112.6
2019/05/09 13:22:11	126.6	112.0	2019/05/09 13:30:41	126.6	112.4	2019/05/09 13:39:11	126.6	112.6
2019/05/09 13:22:21	126.6	112.0	2019/05/09 13:30:51	126.6	112.4	2019/05/09 13:39:21	126.6	112.6
2019/05/09 13:22:31	126.6	112.0	2019/05/09 13:31:01	126.6	112.4	2019/05/09 13:39:31	126.6	112.6
2019/05/09 13:22:41	126.6	112.0	2019/05/09 13:31:11	126.6	112.4	2019/05/09 13:39:41	126.6	112.6
2019/05/09 13:22:51	126.6	112.0	2019/05/09 13:31:21	126.6	112.4	2019/05/09 13:39:51	126.6	112.6
2019/05/09 13:23:01	126.6	112.0	2019/05/09 13:31:31	126.6	112.4	2019/05/09 13:40:01	126.6	112.6
2019/05/09 13:23:11	126.6	112.0	2019/05/09 13:31:41	126.6	112.5	2019/05/09 13:40:11	126.6	112.6
2019/05/09 13:23:21	126.6	112.0	2019/05/09 13:31:51	126.6	112.5	2019/05/09 13:40:21	126.6	112.6
2019/05/09 13:23:31	126.6	112.0	2019/05/09 13:32:01	126.6	112.5	2019/05/09 13:40:31	126.6	112.6
2019/05/09 13:23:41	126.6	112.0	2019/05/09 13:32:11	126.6	112.5	2019/05/09 13:40:41	126.6	112.7
2019/05/09 13:23:51	126.6	112.0	2019/05/09 13:32:21	126.6	112.5	2019/05/09 13:40:51	126.6	112.7
2019/05/09 13:24:01	126.6	112.0	2019/05/09 13:32:31	126.6	112.5	2019/05/09 13:41:01	126.6	112.7
2019/05/09 13:24:11	126.6	112.0	2019/05/09 13:32:41	126.6	112.5	2019/05/09 13:41:11	126.6	112.7
2019/05/09 13:24:21	126.6	112.0	2019/05/09 13:32:51	126.6	112.5	2019/05/09 13:41:21	126.6	112.7
2019/05/09 13:24:31	126.6	112.0	2019/05/09 13:33:01	126.6	112.5	2019/05/09 13:41:31	126.6	112.7
2019/05/09 13:24:41	126.6	112.0	2019/05/09 13:33:11	126.6	112.5	2019/05/09 13:41:41	126.6	112.7
2019/05/09 13:24:51	126.6	112.0	2019/05/09 13:33:21	126.6	112.6	2019/05/09 13:41:51	126.6	112.8
2019/05/09 13:25:01	126.6	112.0	2019/05/09 13:33:31	126.6	112.6	2019/05/09 13:42:01	126.6	112.8
2019/05/09 13:25:11	126.6	112.0	2019/05/09 13:33:41	126.6	112.6	2019/05/09 13:42:11	126.6	112.8
2019/05/09 13:25:21	126.6	112.0	2019/05/09 13:33:51	126.6	112.6	2019/05/09 13:42:21	126.6	112.8
2019/05/09 13:25:31	126.6	112.0	2019/05/09 13:34:01	126.6	112.5	2019/05/09 13:42:31	126.6	112.8
2019/05/09 13:25:41	126.6	112.0	2019/05/09 13:34:11	126.6	112.5	2019/05/09 13:42:41	126.6	112.8
2019/05/09 13:25:51	126.6	112.0	2019/05/09 13:34:21	126.6	112.5	2019/05/09 13:42:51	126.6	112.8
2019/05/09 13:26:01	126.6	112.0	2019/05/09 13:34:31	126.6	112.5	2019/05/09 13:43:01	126.6	112.8
2019/05/09 13:26:11	126.6	112.0	2019/05/09 13:34:41	126.6	112.5	2019/05/09 13:43:11	126.6	112.8
2019/05/09 13:26:21	126.6	112.0	2019/05/09 13:34:51	126.6	112.5	2019/05/09 13:43:21	126.6	112.9
2019/05/09 13:26:31	126.6	112.0	2019/05/09 13:35:01	126.6	112.5	2019/05/09 13:43:31	126.6	112.9
2019/05/09 13:26:41	126.6	112.1	2019/05/09 13:35:11	126.6	112.5	2019/05/09 13:43:41	126.6	112.8
2019/05/09 13:26:51	126.6	112.1	2019/05/09 13:35:21	126.6	112.5	2019/05/09 13:43:51	126.6	112.8
2019/05/09 13:27:01	126.6	112.1	2019/05/09 13:35:31	126.6	112.5	2019/05/09 13:44:01	126.6	112.8
2019/05/09 13:27:11	126.6	112.2	2019/05/09 13:35:41	126.6	112.6	2019/05/09 13:44:11	126.6	112.9
2019/05/09 13:27:21	126.6	112.2	2019/05/09 13:35:51	126.6	112.6	2019/05/09 13:44:21	126.6	112.9
2019/05/09 13:27:31	126.6	112.2	2019/05/09 13:36:01	126.6	112.5	2019/05/09 13:44:31	126.6	112.9
2019/05/09 13:27:41	126.6	112.2	2019/05/09 13:36:11	126.6	112.5	2019/05/09 13:44:41	126.6	113.0
2019/05/09 13:27:51	126.6	112.2	2019/05/09 13:36:21	126.6	112.5	2019/05/09 13:44:51	126.6	113.0
2019/05/09 13:28:01	126.6	112.2	2019/05/09 13:36:31	126.6	112.5	2019/05/09 13:45:01	126.6	113.0
2019/05/09 13:28:11	126.6	112.2	2019/05/09 13:36:41	126.6	112.5	2019/05/09 13:45:11	126.6	113.0
2019/05/09 13:28:21	126.6	112.2	2019/05/09 13:36:51	126.6	112.5	2019/05/09 13:45:21	126.6	113.0

スーパーサーモクロン測定数値

※印は、排風機後のダクト内を示す。

	サイクロンの下部	※		サイクロンの下部	※		サイクロンの下部	※
記録日時	温度(℃)	温度(℃)	記録日時	温度(℃)	温度(℃)	記録日時	温度(℃)	温度(℃)
2019/05/09 13:45:31	126.6	113.1	2019/05/09 13:53:51	126.6	113.4	2019/05/09 14:02:11	126.6	113.6
2019/05/09 13:45:41	126.6	113.1	2019/05/09 13:54:01	126.6	113.4	2019/05/09 14:02:21	126.6	113.6
2019/05/09 13:45:51	126.6	113.1	2019/05/09 13:54:11	126.6	113.4	2019/05/09 14:02:31	126.6	113.6
2019/05/09 13:46:01	126.6	113.2	2019/05/09 13:54:21	126.6	113.4	2019/05/09 14:02:41	126.6	113.6
2019/05/09 13:46:11	126.6	113.2	2019/05/09 13:54:31	126.6	113.4	2019/05/09 14:02:51	126.6	113.6
2019/05/09 13:46:21	126.6	113.2	2019/05/09 13:54:41	126.6	113.4	2019/05/09 14:03:01	126.6	113.6
2019/05/09 13:46:31	126.6	113.2	2019/05/09 13:54:51	126.6	113.5	2019/05/09 14:03:11	126.6	113.6
2019/05/09 13:46:41	126.6	113.2	2019/05/09 13:55:01	126.6	113.5	2019/05/09 14:03:21	126.6	113.6
2019/05/09 13:46:51	126.6	113.2	2019/05/09 13:55:11	126.6	113.5	2019/05/09 14:03:31	126.6	113.6
2019/05/09 13:47:01	126.6	113.3	2019/05/09 13:55:21	126.6	113.5	2019/05/09 14:03:41	126.6	113.6
2019/05/09 13:47:11	126.6	113.3	2019/05/09 13:55:31	126.6	113.5	2019/05/09 14:03:51	126.6	113.6
2019/05/09 13:47:21	126.6	113.3	2019/05/09 13:55:41	126.6	113.5	2019/05/09 14:04:01	126.6	113.6
2019/05/09 13:47:31	126.6	113.3	2019/05/09 13:55:51	126.6	113.5	2019/05/09 14:04:11	126.6	113.6
2019/05/09 13:47:41	126.6	113.4	2019/05/09 13:56:01	126.6	113.5	2019/05/09 14:04:21	126.6	113.6
2019/05/09 13:47:51	126.6	113.5	2019/05/09 13:56:11	126.6	113.5	2019/05/09 14:04:31	126.6	113.6
2019/05/09 13:48:01	126.6	113.5	2019/05/09 13:56:21	126.6	113.5	2019/05/09 14:04:41	126.6	113.6
2019/05/09 13:48:11	126.6	113.5	2019/05/09 13:56:31	126.6	113.5	2019/05/09 14:04:51	126.6	113.6
2019/05/09 13:48:21	126.6	113.4	2019/05/09 13:56:41	126.6	113.5	2019/05/09 14:05:01	126.6	113.6
2019/05/09 13:48:31	126.6	113.3	2019/05/09 13:56:51	126.6	113.5	2019/05/09 14:05:11	126.6	113.6
2019/05/09 13:48:41	126.6	113.3	2019/05/09 13:57:01	126.6	113.5	2019/05/09 14:05:21	126.6	113.6
2019/05/09 13:48:51	126.6	113.2	2019/05/09 13:57:11	126.6	113.5	2019/05/09 14:05:31	126.6	113.6
2019/05/09 13:49:01	126.6	113.2	2019/05/09 13:57:21	126.6	113.5	2019/05/09 14:05:41	126.6	113.6
2019/05/09 13:49:11	126.6	113.1	2019/05/09 13:57:31	126.6	113.5	2019/05/09 14:05:51	126.6	113.6
2019/05/09 13:49:21	126.6	113.1	2019/05/09 13:57:41	126.6	113.5	2019/05/09 14:06:01	126.6	113.6
2019/05/09 13:49:31	126.6	113.1	2019/05/09 13:57:51	126.6	113.5	2019/05/09 14:06:11	126.6	113.6
2019/05/09 13:49:41	126.6	113.1	2019/05/09 13:58:01	126.6	113.5	2019/05/09 14:06:21	126.6	113.6
2019/05/09 13:49:51	126.6	113.2	2019/05/09 13:58:11	126.6	113.5	2019/05/09 14:06:31	126.6	113.6
2019/05/09 13:50:01	126.6	113.2	2019/05/09 13:58:21	126.6	113.6	2019/05/09 14:06:41	126.6	113.6
2019/05/09 13:50:11	126.6	113.2	2019/05/09 13:58:31	126.6	113.6	2019/05/09 14:06:51	126.6	113.6
2019/05/09 13:50:21	126.6	113.2	2019/05/09 13:58:41	126.6	113.6	2019/05/09 14:07:01	126.6	113.6
2019/05/09 13:50:31	126.6	113.2	2019/05/09 13:58:51	126.6	113.6	2019/05/09 14:07:11	126.6	113.6
2019/05/09 13:50:41	126.6	113.2	2019/05/09 13:59:01	126.6	113.6	2019/05/09 14:07:21	126.6	113.6
2019/05/09 13:50:51	126.6	113.3	2019/05/09 13:59:11	126.6	113.6	2019/05/09 14:07:31	126.6	113.6
2019/05/09 13:51:01	126.6	113.3	2019/05/09 13:59:21	126.6	113.6	2019/05/09 14:07:41	126.6	113.7
2019/05/09 13:51:11	126.6	113.3	2019/05/09 13:59:31	126.6	113.6	2019/05/09 14:07:51	126.6	113.7
2019/05/09 13:51:21	126.6	113.3	2019/05/09 13:59:41	126.6	113.6	2019/05/09 14:08:01	126.6	113.7
2019/05/09 13:51:31	126.6	113.3	2019/05/09 13:59:51	126.6	113.6	2019/05/09 14:08:11	126.6	113.7
2019/05/09 13:51:41	126.6	113.3	2019/05/09 14:00:01	126.6	113.6	2019/05/09 14:08:21	126.6	113.7
2019/05/09 13:51:51	126.6	113.3	2019/05/09 14:00:11	126.6	113.6	2019/05/09 14:08:31	126.6	113.8
2019/05/09 13:52:01	126.6	113.3	2019/05/09 14:00:21	126.6	113.6	2019/05/09 14:08:41	126.6	113.8
2019/05/09 13:52:11	126.6	113.3	2019/05/09 14:00:31	126.6	113.6	2019/05/09 14:08:51	126.6	113.8
2019/05/09 13:52:21	126.6	113.3	2019/05/09 14:00:41	126.6	113.6	2019/05/09 14:09:01	126.6	113.8
2019/05/09 13:52:31	126.6	113.3	2019/05/09 14:00:51	126.6	113.6	2019/05/09 14:09:11	126.6	113.8
2019/05/09 13:52:41	126.6	113.4	2019/05/09 14:01:01	126.6	113.6	2019/05/09 14:09:21	126.6	113.8
2019/05/09 13:52:51	126.6	113.4	2019/05/09 14:01:11	126.6	113.6	2019/05/09 14:09:31	126.6	113.8
2019/05/09 13:53:01	126.6	113.4	2019/05/09 14:01:21	126.6	113.6	2019/05/09 14:09:41	126.6	113.8
2019/05/09 13:53:11	126.6	113.4	2019/05/09 14:01:31	126.6	113.6	2019/05/09 14:09:51	126.6	113.8
2019/05/09 13:53:21	126.6	113.4	2019/05/09 14:01:41	126.6	113.6	2019/05/09 14:10:01	126.6	113.8
2019/05/09 13:53:31	126.6	113.4	2019/05/09 14:01:51	126.6	113.6	2019/05/09 14:10:11	126.6	113.8
2019/05/09 13:53:41	126.6	113.4	2019/05/09 14:02:01	126.6	113.6	2019/05/09 14:10:21	126.6	113.8

スーパーサーモクロン測定数値

※印は、排風機後のダクト内を示す。

	サイクロンの下部	※		サイクロンの下部	※		サイクロンの下部	※
記録日時	温度(℃)	温度(℃)	記録日時	温度(℃)	温度(℃)	記録日時	温度(℃)	温度(℃)
2019/05/09 14:10:31	126.6	113.8	2019/05/09 14:18:51	126.6	114.1	2019/05/09 14:27:11	126.6	114.2
2019/05/09 14:10:41	126.6	113.8	2019/05/09 14:19:01	126.6	114.1	2019/05/09 14:27:21	126.6	114.2
2019/05/09 14:10:51	126.6	113.8	2019/05/09 14:19:11	126.6	114.1	2019/05/09 14:27:31	126.6	114.2
2019/05/09 14:11:01	126.6	113.8	2019/05/09 14:19:21	126.6	114.1	2019/05/09 14:27:41	126.6	114.2
2019/05/09 14:11:11	126.6	113.8	2019/05/09 14:19:31	126.6	114.1	2019/05/09 14:27:51	126.6	114.2
2019/05/09 14:11:21	126.6	113.8	2019/05/09 14:19:41	126.6	114.1	2019/05/09 14:28:01	126.6	114.2
2019/05/09 14:11:31	126.6	113.9	2019/05/09 14:19:51	126.6	114.1	2019/05/09 14:28:11	126.6	114.2
2019/05/09 14:11:41	126.6	113.9	2019/05/09 14:20:01	126.6	114.1	2019/05/09 14:28:21	126.6	114.2
2019/05/09 14:11:51	126.6	113.8	2019/05/09 14:20:11	126.6	114.1	2019/05/09 14:28:31	126.6	114.2
2019/05/09 14:12:01	126.6	113.8	2019/05/09 14:20:21	126.6	114.1	2019/05/09 14:28:41	126.6	114.2
2019/05/09 14:12:11	126.6	113.8	2019/05/09 14:20:31	126.6	114.1	2019/05/09 14:28:51	126.6	114.2
2019/05/09 14:12:21	126.6	113.8	2019/05/09 14:20:41	126.6	114.1	2019/05/09 14:29:01	126.6	114.2
2019/05/09 14:12:31	126.6	113.8	2019/05/09 14:20:51	126.6	114.1	2019/05/09 14:29:11	126.6	114.2
2019/05/09 14:12:41	126.6	113.8	2019/05/09 14:21:01	126.6	114.1	2019/05/09 14:29:21	126.6	114.2
2019/05/09 14:12:51	126.6	113.8	2019/05/09 14:21:11	126.6	114.1	2019/05/09 14:29:31	126.6	114.2
2019/05/09 14:13:01	126.6	113.8	2019/05/09 14:21:21	126.6	114.1	2019/05/09 14:29:41	126.6	114.2
2019/05/09 14:13:11	126.6	113.9	2019/05/09 14:21:31	126.6	114.1	2019/05/09 14:29:51	126.6	114.2
2019/05/09 14:13:21	126.6	113.8	2019/05/09 14:21:41	126.6	114.1	2019/05/09 14:30:01	126.6	114.2
2019/05/09 14:13:31	126.6	113.9	2019/05/09 14:21:51	126.6	114.1	2019/05/09 14:30:11	126.6	114.2
2019/05/09 14:13:41	126.6	113.9	2019/05/09 14:22:01	126.6	114.1	2019/05/09 14:30:21	126.6	114.2
2019/05/09 14:13:51	126.6	113.9	2019/05/09 14:22:11	126.6	114.1	2019/05/09 14:30:31	126.6	114.2
2019/05/09 14:14:01	126.6	113.9	2019/05/09 14:22:21	126.6	114.1	2019/05/09 14:30:41	126.6	114.2
2019/05/09 14:14:11	126.6	113.9	2019/05/09 14:22:31	126.6	114.1	2019/05/09 14:30:51	126.6	114.2
2019/05/09 14:14:21	126.6	113.9	2019/05/09 14:22:41	126.6	114.1	2019/05/09 14:31:01	126.6	114.2
2019/05/09 14:14:31	126.6	113.9	2019/05/09 14:22:51	126.6	114.1	2019/05/09 14:31:11	126.6	114.2
2019/05/09 14:14:41	126.6	113.9	2019/05/09 14:23:01	126.6	114.1	2019/05/09 14:31:21	126.6	114.2
2019/05/09 14:14:51	126.6	113.9	2019/05/09 14:23:11	126.6	114.1	2019/05/09 14:31:31	126.6	114.2
2019/05/09 14:15:01	126.6	113.9	2019/05/09 14:23:21	126.6	114.1	2019/05/09 14:31:41	126.6	114.2
2019/05/09 14:15:11	126.6	113.9	2019/05/09 14:23:31	126.6	114.1	2019/05/09 14:31:51	126.6	114.2
2019/05/09 14:15:21	126.6	113.9	2019/05/09 14:23:41	126.6	114.1	2019/05/09 14:32:01	126.6	114.2
2019/05/09 14:15:31	126.6	113.9	2019/05/09 14:23:51	126.6	114.1	2019/05/09 14:32:11	126.6	114.2
2019/05/09 14:15:41	126.6	113.9	2019/05/09 14:24:01	126.6	114.1	2019/05/09 14:32:21	126.6	114.2
2019/05/09 14:15:51	126.6	113.9	2019/05/09 14:24:11	126.6	114.1	2019/05/09 14:32:31	126.6	114.2
2019/05/09 14:16:01	126.6	114.0	2019/05/09 14:24:21	126.6	114.1	2019/05/09 14:32:41	126.6	114.2
2019/05/09 14:16:11	126.6	114.0	2019/05/09 14:24:31	126.6	114.1	2019/05/09 14:32:51	126.6	114.2
2019/05/09 14:16:21	126.6	114.0	2019/05/09 14:24:41	126.6	114.1	2019/05/09 14:33:01	126.6	114.2
2019/05/09 14:16:31	126.6	114.0	2019/05/09 14:24:51	126.6	114.1	2019/05/09 14:33:11	126.6	114.2
2019/05/09 14:16:41	126.6	114.0	2019/05/09 14:25:01	126.6	114.1	2019/05/09 14:33:21	126.6	114.2
2019/05/09 14:16:51	126.6	114.0	2019/05/09 14:25:11	126.6	114.1	2019/05/09 14:33:31	126.6	114.2
2019/05/09 14:17:01	126.6	114.0	2019/05/09 14:25:21	126.6	114.1	2019/05/09 14:33:41	126.6	114.2
2019/05/09 14:17:11	126.6	114.0	2019/05/09 14:25:31	126.6	114.1	2019/05/09 14:33:51	126.6	114.2
2019/05/09 14:17:21	126.6	114.0	2019/05/09 14:25:41	126.6	114.1	2019/05/09 14:34:01	126.6	114.2
2019/05/09 14:17:31	126.6	114.0	2019/05/09 14:25:51	126.6	114.1	2019/05/09 14:34:11	126.6	114.2
2019/05/09 14:17:41	126.6	114.0	2019/05/09 14:26:01	126.6	114.2	2019/05/09 14:34:21	126.6	114.2
2019/05/09 14:17:51	126.6	114.0	2019/05/09 14:26:11	126.6	114.1	2019/05/09 14:34:31	126.6	114.3
2019/05/09 14:18:01	126.6	114.0	2019/05/09 14:26:21	126.6	114.2	2019/05/09 14:34:41	126.6	114.3
2019/05/09 14:18:11	126.6	114.1	2019/05/09 14:26:31	126.6	114.2	2019/05/09 14:34:51	126.6	114.3
2019/05/09 14:18:21	126.6	114.1	2019/05/09 14:26:41	126.6	114.2	2019/05/09 14:35:01	126.6	114.3
2019/05/09 14:18:31	126.6	114.1	2019/05/09 14:26:51	126.6	114.2	2019/05/09 14:35:11	126.6	114.3
2019/05/09 14:18:41	126.6	114.1	2019/05/09 14:27:01	126.6	114.2	2019/05/09 14:35:21	126.6	114.3

スーパーサーモクロン測定数値

※印は、排風機後のダクト内を示す。

	サイクロンの下部	※		サイクロンの下部	※		サイクロンの下部	※
記録日時	温度(℃)	温度(℃)	記録日時	温度(℃)	温度(℃)	記録日時	温度(℃)	温度(℃)
2019/05/09 14:35:31	126.6	114.3	2019/05/09 14:43:51	126.6	114.4	2019/05/09 14:52:11	126.6	114.6
2019/05/09 14:35:41	126.6	114.3	2019/05/09 14:44:01	126.6	114.4	2019/05/09 14:52:21	126.6	114.6
2019/05/09 14:35:51	126.6	114.3	2019/05/09 14:44:11	126.6	114.4	2019/05/09 14:52:31	126.6	114.6
2019/05/09 14:36:01	126.6	114.3	2019/05/09 14:44:21	126.6	114.4	2019/05/09 14:52:41	126.6	114.6
2019/05/09 14:36:11	126.6	114.3	2019/05/09 14:44:31	126.6	114.4	2019/05/09 14:52:51	126.6	114.6
2019/05/09 14:36:21	126.6	114.3	2019/05/09 14:44:41	126.6	114.4	2019/05/09 14:53:01	126.6	114.6
2019/05/09 14:36:31	126.6	114.3	2019/05/09 14:44:51	126.6	114.4	2019/05/09 14:53:11	126.6	114.6
2019/05/09 14:36:41	126.6	114.3	2019/05/09 14:45:01	126.6	114.4	2019/05/09 14:53:21	126.6	114.6
2019/05/09 14:36:51	126.6	114.3	2019/05/09 14:45:11	126.6	114.4	2019/05/09 14:53:31	126.6	114.6
2019/05/09 14:37:01	126.6	114.3	2019/05/09 14:45:21	126.6	114.4	2019/05/09 14:53:41	126.6	114.6
2019/05/09 14:37:11	126.6	114.3	2019/05/09 14:45:31	126.6	114.4	2019/05/09 14:53:51	126.6	114.6
2019/05/09 14:37:21	126.6	114.3	2019/05/09 14:45:41	126.6	114.5	2019/05/09 14:54:01	126.6	114.6
2019/05/09 14:37:31	126.6	114.3	2019/05/09 14:45:51	126.6	114.5	2019/05/09 14:54:11	126.6	114.6
2019/05/09 14:37:41	126.6	114.3	2019/05/09 14:46:01	126.6	114.5	2019/05/09 14:54:21	126.6	114.6
2019/05/09 14:37:51	126.6	114.4	2019/05/09 14:46:11	126.6	114.5	2019/05/09 14:54:31	126.6	114.6
2019/05/09 14:38:01	126.6	114.4	2019/05/09 14:46:21	126.6	114.5	2019/05/09 14:54:41	126.6	114.6
2019/05/09 14:38:11	126.6	114.4	2019/05/09 14:46:31	126.6	114.5	2019/05/09 14:54:51	126.6	114.6
2019/05/09 14:38:21	126.6	114.4	2019/05/09 14:46:41	126.6	114.5	2019/05/09 14:55:01	126.6	114.6
2019/05/09 14:38:31	126.6	114.4	2019/05/09 14:46:51	126.6	114.5	2019/05/09 14:55:11	126.6	114.6
2019/05/09 14:38:41	126.6	114.4	2019/05/09 14:47:01	126.6	114.5	2019/05/09 14:55:21	126.6	114.6
2019/05/09 14:38:51	126.6	114.4	2019/05/09 14:47:11	126.6	114.5	2019/05/09 14:55:31	126.6	114.7
2019/05/09 14:39:01	126.6	114.4	2019/05/09 14:47:21	126.6	114.5	2019/05/09 14:55:41	126.6	114.7
2019/05/09 14:39:11	126.6	114.4	2019/05/09 14:47:31	126.6	114.5	2019/05/09 14:55:51	126.6	114.7
2019/05/09 14:39:21	126.6	114.5	2019/05/09 14:47:41	126.6	114.5	2019/05/09 14:56:01	126.6	114.7
2019/05/09 14:39:31	126.6	114.5	2019/05/09 14:47:51	126.6	114.5	2019/05/09 14:56:11	126.6	114.7
2019/05/09 14:39:41	126.6	114.5	2019/05/09 14:48:01	126.6	114.5	2019/05/09 14:56:21	126.6	114.7
2019/05/09 14:39:51	126.6	114.5	2019/05/09 14:48:11	126.6	114.5	2019/05/09 14:56:31	126.6	114.7
2019/05/09 14:40:01	126.6	114.5	2019/05/09 14:48:21	126.6	114.5	2019/05/09 14:56:41	126.6	114.7
2019/05/09 14:40:11	126.6	114.5	2019/05/09 14:48:31	126.6	114.5	2019/05/09 14:56:51	126.6	114.7
2019/05/09 14:40:21	126.6	114.5	2019/05/09 14:48:41	126.6	114.5	2019/05/09 14:57:01	126.6	114.7
2019/05/09 14:40:31	126.6	114.5	2019/05/09 14:48:51	126.6	114.5	2019/05/09 14:57:11	126.6	114.7
2019/05/09 14:40:41	126.6	114.5	2019/05/09 14:49:01	126.6	114.5	2019/05/09 14:57:21	126.6	114.7
2019/05/09 14:40:51	126.6	114.5	2019/05/09 14:49:11	126.6	114.6	2019/05/09 14:57:31	126.6	114.7
2019/05/09 14:41:01	126.6	114.5	2019/05/09 14:49:21	126.6	114.6	2019/05/09 14:57:41	126.6	114.7
2019/05/09 14:41:11	126.6	114.5	2019/05/09 14:49:31	126.6	114.6	2019/05/09 14:57:51	126.6	114.7
2019/05/09 14:41:21	126.6	114.5	2019/05/09 14:49:41	126.6	114.6	2019/05/09 14:58:01	126.6	114.7
2019/05/09 14:41:31	126.6	114.5	2019/05/09 14:49:51	126.6	114.6	2019/05/09 14:58:11	126.6	114.7
2019/05/09 14:41:41	126.6	114.4	2019/05/09 14:50:01	126.6	114.6	2019/05/09 14:58:21	126.6	114.8
2019/05/09 14:41:51	126.6	114.4	2019/05/09 14:50:11	126.6	114.6	2019/05/09 14:58:31	126.6	114.8
2019/05/09 14:42:01	126.6	114.4	2019/05/09 14:50:21	126.6	114.6	2019/05/09 14:58:41	126.6	114.8
2019/05/09 14:42:11	126.6	114.4	2019/05/09 14:50:31	126.6	114.6	2019/05/09 14:58:51	126.6	114.8
2019/05/09 14:42:21	126.6	114.4	2019/05/09 14:50:41	126.6	114.6	2019/05/09 14:59:01	126.6	114.8
2019/05/09 14:42:31	126.6	114.4	2019/05/09 14:50:51	126.6	114.6	2019/05/09 14:59:11	126.6	114.8
2019/05/09 14:42:41	126.6	114.4	2019/05/09 14:51:01	126.6	114.6	2019/05/09 14:59:21	126.6	114.8
2019/05/09 14:42:51	126.6	114.4	2019/05/09 14:51:11	126.6	114.6	2019/05/09 14:59:31	126.6	114.8
2019/05/09 14:43:01	126.6	114.4	2019/05/09 14:51:21	126.6	114.6	2019/05/09 14:59:41	126.6	114.8
2019/05/09 14:43:11	126.6	114.4	2019/05/09 14:51:31	126.6	114.6	2019/05/09 14:59:51	126.6	114.8
2019/05/09 14:43:21	126.6	114.4	2019/05/09 14:51:41	126.6	114.5	2019/05/09 15:00:01	126.6	114.8
2019/05/09 14:43:31	126.6	114.4	2019/05/09 14:51:51	126.6	114.6	2019/05/09 15:00:11	126.6	114.8
2019/05/09 14:43:41	126.6	114.4	2019/05/09 14:52:01	126.6	114.6	2019/05/09 15:00:21	126.6	114.8

スーパーサーモクロン測定数値

※印は、排風機後のダクト内を示す。

	サイクロンの下部	※		サイクロンの下部	※		サイクロンの下部	※
記録日時	温度(℃)	温度(℃)	記録日時	温度(℃)	温度(℃)	記録日時	温度(℃)	温度(℃)
2019/05/09 15:00:31	126.6	114.8	2019/05/09 15:08:51	126.6	114.8	2019/05/09 15:17:11	126.6	115.0
2019/05/09 15:00:41	126.6	114.8	2019/05/09 15:09:01	126.6	114.8	2019/05/09 15:17:21	126.6	115.0
2019/05/09 15:00:51	126.6	114.8	2019/05/09 15:09:11	126.6	114.8	2019/05/09 15:17:31	126.6	115.0
2019/05/09 15:01:01	126.6	114.8	2019/05/09 15:09:21	126.6	114.8	2019/05/09 15:17:41	126.6	115.0
2019/05/09 15:01:11	126.6	114.8	2019/05/09 15:09:31	126.6	114.7	2019/05/09 15:17:51	126.6	115.0
2019/05/09 15:01:21	126.6	114.8	2019/05/09 15:09:41	126.6	114.7	2019/05/09 15:18:01	126.6	115.0
2019/05/09 15:01:31	126.6	114.8	2019/05/09 15:09:51	126.6	114.8	2019/05/09 15:18:11	126.6	115.0
2019/05/09 15:01:41	126.6	114.7	2019/05/09 15:10:01	126.6	114.8	2019/05/09 15:18:21	126.6	115.1
2019/05/09 15:01:51	126.6	114.7	2019/05/09 15:10:11	126.6	114.8	2019/05/09 15:18:31	126.6	115.1
2019/05/09 15:02:01	126.6	114.7	2019/05/09 15:10:21	126.6	114.8	2019/05/09 15:18:41	126.6	115.1
2019/05/09 15:02:11	126.6	114.7	2019/05/09 15:10:31	126.6	114.8	2019/05/09 15:18:51	126.6	115.1
2019/05/09 15:02:21	126.6	114.7	2019/05/09 15:10:41	126.6	114.8	2019/05/09 15:19:01	126.6	115.1
2019/05/09 15:02:31	126.6	114.7	2019/05/09 15:10:51	126.6	114.8	2019/05/09 15:19:11	126.6	115.1
2019/05/09 15:02:41	126.6	114.7	2019/05/09 15:11:01	126.6	114.8	2019/05/09 15:19:21	126.6	115.2
2019/05/09 15:02:51	126.6	114.7	2019/05/09 15:11:11	126.6	114.8	2019/05/09 15:19:31	126.6	115.2
2019/05/09 15:03:01	126.6	114.7	2019/05/09 15:11:21	126.6	114.8	2019/05/09 15:19:41	126.6	115.2
2019/05/09 15:03:11	126.6	114.7	2019/05/09 15:11:31	126.6	114.9	2019/05/09 15:19:51	126.6	115.2
2019/05/09 15:03:21	126.6	114.7	2019/05/09 15:11:41	126.6	114.9	2019/05/09 15:20:01	126.6	115.2
2019/05/09 15:03:31	126.6	114.7	2019/05/09 15:11:51	126.6	114.9	2019/05/09 15:20:11	126.6	115.2
2019/05/09 15:03:41	126.6	114.7	2019/05/09 15:12:01	126.6	114.9	2019/05/09 15:20:21	126.6	115.3
2019/05/09 15:03:51	126.6	114.7	2019/05/09 15:12:11	126.6	114.9	2019/05/09 15:20:31	126.6	115.3
2019/05/09 15:04:01	126.6	114.7	2019/05/09 15:12:21	126.6	114.9	2019/05/09 15:20:41	126.6	115.3
2019/05/09 15:04:11	126.6	114.7	2019/05/09 15:12:31	126.6	114.9	2019/05/09 15:20:51	126.6	115.3
2019/05/09 15:04:21	126.6	114.7	2019/05/09 15:12:41	126.6	114.9	2019/05/09 15:21:01	126.6	115.3
2019/05/09 15:04:31	126.6	114.7	2019/05/09 15:12:51	126.6	114.9	2019/05/09 15:21:11	126.6	115.2
2019/05/09 15:04:41	126.6	114.7	2019/05/09 15:13:01	126.6	114.9	2019/05/09 15:21:21	126.6	115.2
2019/05/09 15:04:51	126.6	114.7	2019/05/09 15:13:11	126.6	114.9	2019/05/09 15:21:31	126.6	115.2
2019/05/09 15:05:01	126.6	114.7	2019/05/09 15:13:21	126.6	114.9	2019/05/09 15:21:41	126.6	115.2
2019/05/09 15:05:11	126.6	114.7	2019/05/09 15:13:31	126.6	114.9	2019/05/09 15:21:51	126.6	115.2
2019/05/09 15:05:21	126.6	114.7	2019/05/09 15:13:41	126.6	114.9	2019/05/09 15:22:01	126.6	115.3
2019/05/09 15:05:31	126.6	114.8	2019/05/09 15:13:51	126.6	114.9	2019/05/09 15:22:11	126.6	115.3
2019/05/09 15:05:41	126.6	114.8	2019/05/09 15:14:01	126.6	114.9	2019/05/09 15:22:21	126.6	115.3
2019/05/09 15:05:51	126.6	114.8	2019/05/09 15:14:11	126.6	114.9	2019/05/09 15:22:31	126.6	115.3
2019/05/09 15:06:01	126.6	114.8	2019/05/09 15:14:21	126.6	114.9	2019/05/09 15:22:41	126.6	115.3
2019/05/09 15:06:11	126.6	114.8	2019/05/09 15:14:31	126.6	114.9	2019/05/09 15:22:51	126.6	115.3
2019/05/09 15:06:21	126.6	114.8	2019/05/09 15:14:41	126.6	114.9	2019/05/09 15:23:01	126.6	115.3
2019/05/09 15:06:31	126.6	114.8	2019/05/09 15:14:51	126.6	114.9	2019/05/09 15:23:11	126.6	115.3
2019/05/09 15:06:41	126.6	114.8	2019/05/09 15:15:01	126.6	114.9	2019/05/09 15:23:21	126.6	115.3
2019/05/09 15:06:51	126.6	114.8	2019/05/09 15:15:11	126.6	114.9	2019/05/09 15:23:31	126.6	115.3
2019/05/09 15:07:01	126.6	114.8	2019/05/09 15:15:21	126.6	114.9	2019/05/09 15:23:41	126.6	115.3
2019/05/09 15:07:11	126.6	114.7	2019/05/09 15:15:31	126.6	114.9	2019/05/09 15:23:51	126.6	115.3
2019/05/09 15:07:21	126.6	114.7	2019/05/09 15:15:41	126.6	114.9	2019/05/09 15:24:01	126.6	115.3
2019/05/09 15:07:31	126.6	114.7	2019/05/09 15:15:51	126.6	114.9	2019/05/09 15:24:11	126.6	115.3
2019/05/09 15:07:41	126.6	114.7	2019/05/09 15:16:01	126.6	114.9	2019/05/09 15:24:21	126.6	115.3
2019/05/09 15:07:51	126.6	114.7	2019/05/09 15:16:11	126.6	114.9	2019/05/09 15:24:31	126.6	115.3
2019/05/09 15:08:01	126.6	114.7	2019/05/09 15:16:21	126.6	114.9	2019/05/09 15:24:41	126.6	115.3
2019/05/09 15:08:11	126.6	114.7	2019/05/09 15:16:31	126.6	114.9	2019/05/09 15:24:51	126.6	115.3
2019/05/09 15:08:21	126.6	114.7	2019/05/09 15:16:41	126.6	115.0	2019/05/09 15:25:01	126.6	115.3
2019/05/09 15:08:31	126.6	114.8	2019/05/09 15:16:51	126.6	115.0	2019/05/09 15:25:11	126.6	115.3
2019/05/09 15:08:41	126.6	114.8	2019/05/09 15:17:01	126.6	115.0	2019/05/09 15:25:21	126.6	115.3

スーパーサーモクロン測定数値

※印は、排風機後のダクト内を示す。

	サイクロンの下部	※		サイクロンの下部	※		サイクロンの下部	※
記録日時	温度(℃)	温度(℃)	記録日時	温度(℃)	温度(℃)	記録日時	温度(℃)	温度(℃)
2019/05/09 15:25:31	126.6	115.3	2019/05/09 15:33:51	126.6	115.5	2019/05/09 15:42:11	126.6	115.6
2019/05/09 15:25:41	126.6	115.3	2019/05/09 15:34:01	126.6	115.5	2019/05/09 15:42:21	126.6	115.6
2019/05/09 15:25:51	126.6	115.3	2019/05/09 15:34:11	126.6	115.5	2019/05/09 15:42:31	126.6	115.6
2019/05/09 15:26:01	126.6	115.3	2019/05/09 15:34:21	126.6	115.5	2019/05/09 15:42:41	126.6	115.6
2019/05/09 15:26:11	126.6	115.3	2019/05/09 15:34:31	126.6	115.5	2019/05/09 15:42:51	126.6	115.6
2019/05/09 15:26:21	126.6	115.3	2019/05/09 15:34:41	126.6	115.5	2019/05/09 15:43:01	126.6	115.7
2019/05/09 15:26:31	126.6	115.3	2019/05/09 15:34:51	126.6	115.6	2019/05/09 15:43:11	126.6	115.7
2019/05/09 15:26:41	126.6	115.3	2019/05/09 15:35:01	126.6	115.6	2019/05/09 15:43:21	126.6	115.7
2019/05/09 15:26:51	126.6	115.3	2019/05/09 15:35:11	126.6	115.6	2019/05/09 15:43:31	126.6	115.7
2019/05/09 15:27:01	126.6	115.3	2019/05/09 15:35:21	126.6	115.6	2019/05/09 15:43:41	126.6	115.8
2019/05/09 15:27:11	126.6	115.3	2019/05/09 15:35:31	126.6	115.6	2019/05/09 15:43:51	126.6	115.8
2019/05/09 15:27:21	126.6	115.3	2019/05/09 15:35:41	126.6	115.6	2019/05/09 15:44:01	126.6	115.7
2019/05/09 15:27:31	126.6	115.3	2019/05/09 15:35:51	126.6	115.6	2019/05/09 15:44:11	126.6	115.7
2019/05/09 15:27:41	126.6	115.4	2019/05/09 15:36:01	126.6	115.6	2019/05/09 15:44:21	126.6	115.7
2019/05/09 15:27:51	126.6	115.4	2019/05/09 15:36:11	126.6	115.6	2019/05/09 15:44:31	126.6	115.7
2019/05/09 15:28:01	126.6	115.4	2019/05/09 15:36:21	126.6	115.6	2019/05/09 15:44:41	126.6	115.7
2019/05/09 15:28:11	126.6	115.4	2019/05/09 15:36:31	126.6	115.6	2019/05/09 15:44:51	126.6	115.7
2019/05/09 15:28:21	126.6	115.4	2019/05/09 15:36:41	126.6	115.6	2019/05/09 15:45:01	126.6	115.7
2019/05/09 15:28:31	126.6	115.4	2019/05/09 15:36:51	126.6	115.6	2019/05/09 15:45:11	126.6	115.7
2019/05/09 15:28:41	126.6	115.3	2019/05/09 15:37:01	126.6	115.6	2019/05/09 15:45:21	126.6	115.8
2019/05/09 15:28:51	126.6	115.4	2019/05/09 15:37:11	126.6	115.5	2019/05/09 15:45:31	126.6	115.8
2019/05/09 15:29:01	126.6	115.4	2019/05/09 15:37:21	126.6	115.5	2019/05/09 15:45:41	126.6	115.8
2019/05/09 15:29:11	126.6	115.4	2019/05/09 15:37:31	126.6	115.5	2019/05/09 15:45:51	126.6	115.7
2019/05/09 15:29:21	126.6	115.4	2019/05/09 15:37:41	126.6	115.4	2019/05/09 15:46:01	126.6	115.7
2019/05/09 15:29:31	126.6	115.5	2019/05/09 15:37:51	126.6	115.5	2019/05/09 15:46:11	126.6	115.7
2019/05/09 15:29:41	126.6	115.5	2019/05/09 15:38:01	126.6	115.5	2019/05/09 15:46:21	126.6	115.7
2019/05/09 15:29:51	126.6	115.5	2019/05/09 15:38:11	126.6	115.4	2019/05/09 15:46:31	126.6	115.7
2019/05/09 15:30:01	126.6	115.4	2019/05/09 15:38:21	126.6	115.4	2019/05/09 15:46:41	126.6	115.7
2019/05/09 15:30:11	126.6	115.4	2019/05/09 15:38:31	126.6	115.5	2019/05/09 15:46:51	126.6	115.8
2019/05/09 15:30:21	126.6	115.4	2019/05/09 15:38:41	126.6	115.4	2019/05/09 15:47:01	126.6	115.8
2019/05/09 15:30:31	126.6	115.5	2019/05/09 15:38:51	126.6	115.4	2019/05/09 15:47:11	126.6	115.9
2019/05/09 15:30:41	126.6	115.5	2019/05/09 15:39:01	126.6	115.4	2019/05/09 15:47:21	126.6	115.9
2019/05/09 15:30:51	126.6	115.5	2019/05/09 15:39:11	126.6	115.5	2019/05/09 15:47:31	126.6	115.9
2019/05/09 15:31:01	126.6	115.5	2019/05/09 15:39:21	126.6	115.6	2019/05/09 15:47:41	126.6	115.9
2019/05/09 15:31:11	126.6	115.5	2019/05/09 15:39:31	126.6	115.6	2019/05/09 15:47:51	126.6	115.8
2019/05/09 15:31:21	126.6	115.5	2019/05/09 15:39:41	126.6	115.6	2019/05/09 15:48:01	126.6	115.9
2019/05/09 15:31:31	126.6	115.5	2019/05/09 15:39:51	126.6	115.5	2019/05/09 15:48:11	126.6	115.9
2019/05/09 15:31:41	126.6	115.4	2019/05/09 15:40:01	126.6	115.5	2019/05/09 15:48:21	126.6	115.9
2019/05/09 15:31:51	126.6	115.4	2019/05/09 15:40:11	126.6	115.6	2019/05/09 15:48:31	126.6	115.9
2019/05/09 15:32:01	126.6	115.4	2019/05/09 15:40:21	126.6	115.6	2019/05/09 15:48:41	126.6	115.9
2019/05/09 15:32:11	126.6	115.4	2019/05/09 15:40:31	126.6	115.6	2019/05/09 15:48:51	126.6	115.9
2019/05/09 15:32:21	126.6	115.4	2019/05/09 15:40:41	126.6	115.6	2019/05/09 15:49:01	126.6	115.9
2019/05/09 15:32:31	126.6	115.4	2019/05/09 15:40:51	126.6	115.6	2019/05/09 15:49:11	126.6	115.9
2019/05/09 15:32:41	126.6	115.4	2019/05/09 15:41:01	126.6	115.4	2019/05/09 15:49:21	126.6	115.9
2019/05/09 15:32:51	126.6	115.4	2019/05/09 15:41:11	126.6	115.5	2019/05/09 15:49:31	126.6	116.0
2019/05/09 15:33:01	126.6	115.4	2019/05/09 15:41:21	126.6	115.6	2019/05/09 15:49:41	126.6	116.0
2019/05/09 15:33:11	126.6	115.4	2019/05/09 15:41:31	126.6	115.6	2019/05/09 15:49:51	126.6	116.1
2019/05/09 15:33:21	126.6	115.4	2019/05/09 15:41:41	126.6	115.6	2019/05/09 15:50:01	126.6	116.1
2019/05/09 15:33:31	126.6	115.4	2019/05/09 15:41:51	126.6	115.6	2019/05/09 15:50:11	126.6	116.1
2019/05/09 15:33:41	126.6	115.4	2019/05/09 15:42:01	126.6	115.6	2019/05/09 15:50:21	126.6	116.1

スーパーサーモクロン測定数値

※印は、排風機後のダクト内を示す。

	サイクロンの下部	※		サイクロンの下部	※		サイクロンの下部	※
記録日時	温度(℃)	温度(℃)	記録日時	温度(℃)	温度(℃)	記録日時	温度(℃)	温度(℃)
2019/05/09 15:50:31	126.6	116.1	2019/05/09 15:58:51	126.6	116.5	2019/05/09 16:07:11	126.6	116.4
2019/05/09 15:50:41	126.6	116.1	2019/05/09 15:59:01	126.6	116.5	2019/05/09 16:07:21	126.6	116.5
2019/05/09 15:50:51	126.6	116.1	2019/05/09 15:59:11	126.6	116.4	2019/05/09 16:07:31	126.6	116.5
2019/05/09 15:51:01	126.6	116.1	2019/05/09 15:59:21	126.6	116.5	2019/05/09 16:07:41	126.6	116.5
2019/05/09 15:51:11	126.6	116.1	2019/05/09 15:59:31	126.6	116.5	2019/05/09 16:07:51	126.6	116.5
2019/05/09 15:51:21	126.6	116.2	2019/05/09 15:59:41	126.6	116.5	2019/05/09 16:08:01	126.6	116.5
2019/05/09 15:51:31	126.6	116.2	2019/05/09 15:59:51	126.6	116.5	2019/05/09 16:08:11	126.6	116.5
2019/05/09 15:51:41	126.6	116.2	2019/05/09 16:00:01	126.6	116.5	2019/05/09 16:08:21	126.6	116.6
2019/05/09 15:51:51	126.6	116.2	2019/05/09 16:00:11	126.6	116.4	2019/05/09 16:08:31	126.6	116.6
2019/05/09 15:52:01	126.6	116.2	2019/05/09 16:00:21	126.6	116.4	2019/05/09 16:08:41	126.6	116.6
2019/05/09 15:52:11	126.6	116.2	2019/05/09 16:00:31	126.6	116.4	2019/05/09 16:08:51	126.6	116.6
2019/05/09 15:52:21	126.6	116.2	2019/05/09 16:00:41	126.6	116.4	2019/05/09 16:09:01	126.6	116.6
2019/05/09 15:52:31	126.6	116.2	2019/05/09 16:00:51	126.6	116.4	2019/05/09 16:09:11	126.6	116.6
2019/05/09 15:52:41	126.6	116.2	2019/05/09 16:01:01	126.6	116.4	2019/05/09 16:09:21	126.6	116.5
2019/05/09 15:52:51	126.6	116.2	2019/05/09 16:01:11	126.6	116.4	2019/05/09 16:09:31	126.6	116.5
2019/05/09 15:53:01	126.6	116.3	2019/05/09 16:01:21	126.6	116.4	2019/05/09 16:09:41	126.6	116.6
2019/05/09 15:53:11	126.6	116.2	2019/05/09 16:01:31	126.6	116.4	2019/05/09 16:09:51	126.6	116.6
2019/05/09 15:53:21	126.6	116.3	2019/05/09 16:01:41	126.6	116.4	2019/05/09 16:10:01	126.6	116.6
2019/05/09 15:53:31	126.6	116.2	2019/05/09 16:01:51	126.6	116.4	2019/05/09 16:10:11	126.6	116.7
2019/05/09 15:53:41	126.6	116.3	2019/05/09 16:02:01	126.6	116.4	2019/05/09 16:10:21	126.6	116.6
2019/05/09 15:53:51	126.6	116.3	2019/05/09 16:02:11	126.6	116.4	2019/05/09 16:10:31	126.6	116.6
2019/05/09 15:54:01	126.6	116.3	2019/05/09 16:02:21	126.6	116.4	2019/05/09 16:10:41	126.6	116.6
2019/05/09 15:54:11	126.6	116.2	2019/05/09 16:02:31	126.6	116.4	2019/05/09 16:10:51	126.6	116.6
2019/05/09 15:54:21	126.6	116.2	2019/05/09 16:02:41	126.6	116.5	2019/05/09 16:11:01	126.6	116.6
2019/05/09 15:54:31	126.6	116.2	2019/05/09 16:02:51	126.6	116.5	2019/05/09 16:11:11	126.6	116.6
2019/05/09 15:54:41	126.6	116.2	2019/05/09 16:03:01	126.6	116.5	2019/05/09 16:11:21	126.6	116.6
2019/05/09 15:54:51	126.6	116.2	2019/05/09 16:03:11	126.6	116.4	2019/05/09 16:11:31	126.6	116.6
2019/05/09 15:55:01	126.6	116.2	2019/05/09 16:03:21	126.6	116.4	2019/05/09 16:11:41	126.6	116.7
2019/05/09 15:55:11	126.6	116.2	2019/05/09 16:03:31	126.6	116.4	2019/05/09 16:11:51	126.6	116.7
2019/05/09 15:55:21	126.6	116.3	2019/05/09 16:03:41	126.6	116.4	2019/05/09 16:12:01	126.6	116.7
2019/05/09 15:55:31	126.6	116.3	2019/05/09 16:03:51	126.6	116.4	2019/05/09 16:12:11	126.6	116.7
2019/05/09 15:55:41	126.6	116.3	2019/05/09 16:04:01	126.6	116.4	2019/05/09 16:12:21	126.6	116.7
2019/05/09 15:55:51	126.6	116.4	2019/05/09 16:04:11	126.6	116.4	2019/05/09 16:12:31	126.6	116.7
2019/05/09 15:56:01	126.6	116.4	2019/05/09 16:04:21	126.6	116.4	2019/05/09 16:12:41	126.6	116.7
2019/05/09 15:56:11	126.6	116.4	2019/05/09 16:04:31	126.6	116.4	2019/05/09 16:12:51	126.6	116.7
2019/05/09 15:56:21	126.6	116.4	2019/05/09 16:04:41	126.6	116.4	2019/05/09 16:13:01	126.6	116.7
2019/05/09 15:56:31	126.6	116.4	2019/05/09 16:04:51	126.6	116.4	2019/05/09 16:13:11	126.6	116.7
2019/05/09 15:56:41	126.6	116.4	2019/05/09 16:05:01	126.6	116.5	2019/05/09 16:13:21	126.6	116.7
2019/05/09 15:56:51	126.6	116.4	2019/05/09 16:05:11	126.6	116.5	2019/05/09 16:13:31	126.6	116.7
2019/05/09 15:57:01	126.6	116.4	2019/05/09 16:05:21	126.6	116.4	2019/05/09 16:13:41	126.6	116.7
2019/05/09 15:57:11	126.6	116.4	2019/05/09 16:05:31	126.6	116.4	2019/05/09 16:13:51	126.6	116.7
2019/05/09 15:57:21	126.6	116.4	2019/05/09 16:05:41	126.6	116.4	2019/05/09 16:14:01	126.6	116.7
2019/05/09 15:57:31	126.6	116.4	2019/05/09 16:05:51	126.6	116.4	2019/05/09 16:14:11	126.6	116.7
2019/05/09 15:57:41	126.6	116.4	2019/05/09 16:06:01	126.6	116.4	2019/05/09 16:14:21	126.6	116.7
2019/05/09 15:57:51	126.6	116.4	2019/05/09 16:06:11	126.6	116.4	2019/05/09 16:14:31	126.6	116.7
2019/05/09 15:58:01	126.6	116.4	2019/05/09 16:06:21	126.6	116.4	2019/05/09 16:14:41	126.6	116.7
2019/05/09 15:58:11	126.6	116.4	2019/05/09 16:06:31	126.6	116.4	2019/05/09 16:14:51	126.6	116.7
2019/05/09 15:58:21	126.6	116.4	2019/05/09 16:06:41	126.6	116.4	2019/05/09 16:15:01	126.6	116.7
2019/05/09 15:58:31	126.6	116.4	2019/05/09 16:06:51	126.6	116.4	2019/05/09 16:15:11	126.6	116.7
2019/05/09 15:58:41	126.6	116.4	2019/05/09 16:07:01	126.6	116.4	2019/05/09 16:15:21	126.6	116.7

スーパーサーモクロン測定数値

※印は、排風機後のダクト内を示す。

	サイクロンの下部	※		サイクロンの下部	※		サイクロンの下部	※
記録日時	温度(℃)	温度(℃)	記録日時	温度(℃)	温度(℃)	記録日時	温度(℃)	温度(℃)
2019/05/09 16:15:31	126.6	116.7	2019/05/09 16:23:51	126.6	117.0	2019/05/09 16:32:11	126.6	117.0
2019/05/09 16:15:41	126.6	116.6	2019/05/09 16:24:01	126.6	117.0	2019/05/09 16:32:21	126.6	117.0
2019/05/09 16:15:51	126.6	116.6	2019/05/09 16:24:11	126.6	117.0	2019/05/09 16:32:31	126.6	117.0
2019/05/09 16:16:01	126.6	116.6	2019/05/09 16:24:21	126.6	117.0	2019/05/09 16:32:41	126.6	117.0
2019/05/09 16:16:11	126.6	116.6	2019/05/09 16:24:31	126.6	117.0	2019/05/09 16:32:51	126.6	117.0
2019/05/09 16:16:21	126.6	116.6	2019/05/09 16:24:41	126.6	117.0	2019/05/09 16:33:01	126.6	117.0
2019/05/09 16:16:31	126.6	116.7	2019/05/09 16:24:51	126.6	117.0	2019/05/09 16:33:11	126.6	117.0
2019/05/09 16:16:41	126.6	116.7	2019/05/09 16:25:01	126.6	117.1	2019/05/09 16:33:21	126.6	116.9
2019/05/09 16:16:51	126.6	116.7	2019/05/09 16:25:11	126.6	117.1	2019/05/09 16:33:31	126.6	116.9
2019/05/09 16:17:01	126.6	116.7	2019/05/09 16:25:21	126.6	117.0	2019/05/09 16:33:41	126.6	116.9
2019/05/09 16:17:11	126.6	116.7	2019/05/09 16:25:31	126.6	117.1	2019/05/09 16:33:51	126.6	116.9
2019/05/09 16:17:21	126.6	116.7	2019/05/09 16:25:41	126.6	117.0	2019/05/09 16:34:01	126.6	116.8
2019/05/09 16:17:31	126.6	116.7	2019/05/09 16:25:51	126.6	117.0	2019/05/09 16:34:11	126.6	116.7
2019/05/09 16:17:41	126.6	116.8	2019/05/09 16:26:01	126.6	117.0	2019/05/09 16:34:21	126.6	116.7
2019/05/09 16:17:51	126.6	116.8	2019/05/09 16:26:11	126.6	117.0	2019/05/09 16:34:31	126.6	116.6
2019/05/09 16:18:01	126.6	116.8	2019/05/09 16:26:21	126.6	117.0	2019/05/09 16:34:41	126.6	116.6
2019/05/09 16:18:11	126.6	116.8	2019/05/09 16:26:31	126.6	117.0	2019/05/09 16:34:51	126.6	116.5
2019/05/09 16:18:21	126.6	116.8	2019/05/09 16:26:41	126.6	117.0	2019/05/09 16:35:01	126.6	116.5
2019/05/09 16:18:31	126.6	116.9	2019/05/09 16:26:51	126.6	117.0	2019/05/09 16:35:11	126.6	116.4
2019/05/09 16:18:41	126.6	116.9	2019/05/09 16:27:01	126.6	117.0	2019/05/09 16:35:21	126.6	116.3
2019/05/09 16:18:51	126.6	116.9	2019/05/09 16:27:11	126.6	117.0	2019/05/09 16:35:31	126.6	116.2
2019/05/09 16:19:01	126.6	116.9	2019/05/09 16:27:21	126.6	117.0	2019/05/09 16:35:41	126.6	116.1
2019/05/09 16:19:11	126.6	116.9	2019/05/09 16:27:31	126.6	117.1	2019/05/09 16:35:51	126.6	115.9
2019/05/09 16:19:21	126.6	116.9	2019/05/09 16:27:41	126.6	117.1	2019/05/09 16:36:01	126.6	115.7
2019/05/09 16:19:31	126.6	116.9	2019/05/09 16:27:51	126.6	117.1	2019/05/09 16:36:11	126.6	115.5
2019/05/09 16:19:41	126.6	116.9	2019/05/09 16:28:01	126.6	117.0	2019/05/09 16:36:21	126.6	115.3
2019/05/09 16:19:51	126.6	116.9	2019/05/09 16:28:11	126.6	117.0	2019/05/09 16:36:31	126.6	115.0
2019/05/09 16:20:01	126.6	117.0	2019/05/09 16:28:21	126.6	117.0	2019/05/09 16:36:41	126.6	114.8
2019/05/09 16:20:11	126.6	117.0	2019/05/09 16:28:31	126.6	117.0	2019/05/09 16:36:51	126.6	114.5
2019/05/09 16:20:21	126.6	117.0	2019/05/09 16:28:41	126.6	117.0	2019/05/09 16:37:01	126.6	114.2
2019/05/09 16:20:31	126.6	117.0	2019/05/09 16:28:51	126.6	117.0	2019/05/09 16:37:11	126.6	113.9
2019/05/09 16:20:41	126.6	117.0	2019/05/09 16:29:01	126.6	117.0	2019/05/09 16:37:21	126.6	113.6
2019/05/09 16:20:51	126.6	117.1	2019/05/09 16:29:11	126.6	117.0	2019/05/09 16:37:31	126.6	113.3
2019/05/09 16:21:01	126.6	117.0	2019/05/09 16:29:21	126.6	117.0	2019/05/09 16:37:41	126.6	113.1
2019/05/09 16:21:11	126.6	117.0	2019/05/09 16:29:31	126.6	117.0	2019/05/09 16:37:51	126.6	112.8
2019/05/09 16:21:21	126.6	117.0	2019/05/09 16:29:41	126.6	117.0	2019/05/09 16:38:01	126.6	112.5
2019/05/09 16:21:31	126.6	117.0	2019/05/09 16:29:51	126.6	117.0	2019/05/09 16:38:11	126.6	112.3
2019/05/09 16:21:41	126.6	117.0	2019/05/09 16:30:01	126.6	117.1	2019/05/09 16:38:21	126.6	112.0
2019/05/09 16:21:51	126.6	117.0	2019/05/09 16:30:11	126.6	117.1	2019/05/09 16:38:31	126.6	111.7
2019/05/09 16:22:01	126.6	117.0	2019/05/09 16:30:21	126.6	117.1	2019/05/09 16:38:41	126.6	111.5
2019/05/09 16:22:11	126.6	117.0	2019/05/09 16:30:31	126.6	117.1	2019/05/09 16:38:51	126.6	111.2
2019/05/09 16:22:21	126.6	117.0	2019/05/09 16:30:41	126.6	117.1	2019/05/09 16:39:01	126.6	111.0
2019/05/09 16:22:31	126.6	117.0	2019/05/09 16:30:51	126.6	117.1	2019/05/09 16:39:11	126.6	110.7
2019/05/09 16:22:41	126.6	117.0	2019/05/09 16:31:01	126.6	117.0	2019/05/09 16:39:21	126.6	110.5
2019/05/09 16:22:51	126.6	117.0	2019/05/09 16:31:11	126.6	117.0	2019/05/09 16:39:31	126.6	110.3
2019/05/09 16:23:01	126.6	117.0	2019/05/09 16:31:21	126.6	117.0	2019/05/09 16:39:41	126.6	110.0
2019/05/09 16:23:11	126.6	117.0	2019/05/09 16:31:31	126.6	117.0	2019/05/09 16:39:51	126.6	109.8
2019/05/09 16:23:21	126.6	117.0	2019/05/09 16:31:41	126.6	117.0	2019/05/09 16:40:01	126.6	109.5
2019/05/09 16:23:31	126.6	117.0	2019/05/09 16:31:51	126.6	117.0	2019/05/09 16:40:11	126.6	109.3
2019/05/09 16:23:41	126.6	117.0	2019/05/09 16:32:01	126.6	117.0	2019/05/09 16:40:21	126.6	109.0

スーパーサーモクロン測定数値

※印は、排風機後のダクト内を示す。

	サイクロンの下部	※		サイクロンの下部	※		サイクロンの下部	※
記録日時	温度(℃)	温度(℃)	記録日時	温度(℃)	温度(℃)	記録日時	温度(℃)	温度(℃)
2019/05/09 16:40:31	126.6	108.8	2019/05/09 16:48:51	105.2	91.0	2019/05/09 16:57:11	85.1	76.6
2019/05/09 16:40:41	126.6	108.5	2019/05/09 16:49:01	104.7	90.7	2019/05/09 16:57:21	84.7	76.4
2019/05/09 16:40:51	126.6	108.3	2019/05/09 16:49:11	104.3	90.5	2019/05/09 16:57:31	84.4	76.1
2019/05/09 16:41:01	126.6	108.0	2019/05/09 16:49:21	103.9	90.1	2019/05/09 16:57:41	84.1	75.9
2019/05/09 16:41:11	126.6	107.7	2019/05/09 16:49:31	103.4	89.8	2019/05/09 16:57:51	83.7	75.6
2019/05/09 16:41:21	126.6	107.4	2019/05/09 16:49:41	103.1	89.5	2019/05/09 16:58:01	83.4	75.4
2019/05/09 16:41:31	126.6	107.0	2019/05/09 16:49:51	102.6	89.2	2019/05/09 16:58:11	83.1	75.1
2019/05/09 16:41:41	125.5	106.7	2019/05/09 16:50:01	102.2	88.9	2019/05/09 16:58:21	82.7	74.9
2019/05/09 16:41:51	124.4	106.2	2019/05/09 16:50:11	101.7	88.6	2019/05/09 16:58:31	82.4	74.5
2019/05/09 16:42:01	123.1	105.9	2019/05/09 16:50:21	101.3	88.3	2019/05/09 16:58:41	82.0	74.3
2019/05/09 16:42:11	121.9	105.4	2019/05/09 16:50:31	100.9	88.0	2019/05/09 16:58:51	81.7	74.1
2019/05/09 16:42:21	120.8	104.9	2019/05/09 16:50:41	100.5	87.8	2019/05/09 16:59:01	81.4	73.8
2019/05/09 16:42:31	120.1	104.5	2019/05/09 16:50:51	100.1	87.5	2019/05/09 16:59:11	81.0	73.6
2019/05/09 16:42:41	119.5	104.0	2019/05/09 16:51:01	99.7	87.2	2019/05/09 16:59:21	80.7	73.2
2019/05/09 16:42:51	119.1	103.5	2019/05/09 16:51:11	99.3	86.9	2019/05/09 16:59:31	80.4	73.0
2019/05/09 16:43:01	118.6	103.0	2019/05/09 16:51:21	98.9	86.7	2019/05/09 16:59:41	80.1	72.7
2019/05/09 16:43:11	118.3	102.5	2019/05/09 16:51:31	98.5	86.4	2019/05/09 16:59:51	79.8	72.5
2019/05/09 16:43:21	118.0	102.1	2019/05/09 16:51:41	98.0	86.1	2019/05/09 17:00:01	79.5	72.2
2019/05/09 16:43:31	117.7	101.7	2019/05/09 16:51:51	97.6	85.8	2019/05/09 17:00:11	79.2	72.1
2019/05/09 16:43:41	117.3	101.2	2019/05/09 16:52:01	97.2	85.5	2019/05/09 17:00:21	78.9	71.8
2019/05/09 16:43:51	117.0	100.9	2019/05/09 16:52:11	96.8	85.2	2019/05/09 17:00:31	78.6	71.6
2019/05/09 16:44:01	116.7	100.5	2019/05/09 16:52:21	96.4	84.9	2019/05/09 17:00:41	78.3	71.4
2019/05/09 16:44:11	116.3	100.1	2019/05/09 16:52:31	96.0	84.6	2019/05/09 17:00:51	78.0	71.1
2019/05/09 16:44:21	116.0	99.7	2019/05/09 16:52:41	95.6	84.3	2019/05/09 17:01:01	77.7	70.9
2019/05/09 16:44:31	115.6	99.4	2019/05/09 16:52:51	95.2	84.0	2019/05/09 17:01:11	77.4	70.6
2019/05/09 16:44:41	115.3	99.0	2019/05/09 16:53:01	94.8	83.8	2019/05/09 17:01:21	77.1	70.4
2019/05/09 16:44:51	114.9	98.6	2019/05/09 16:53:11	94.4	83.4	2019/05/09 17:01:31	76.8	70.2
2019/05/09 16:45:01	114.6	98.3	2019/05/09 16:53:21	93.9	83.1	2019/05/09 17:01:41	76.5	69.9
2019/05/09 16:45:11	114.2	98.0	2019/05/09 16:53:31	93.6	82.9	2019/05/09 17:01:51	76.3	69.7
2019/05/09 16:45:21	113.8	97.6	2019/05/09 16:53:41	93.1	82.6	2019/05/09 17:02:01	76.0	69.5
2019/05/09 16:45:31	113.4	97.3	2019/05/09 16:53:51	92.8	82.3	2019/05/09 17:02:11	74.9	69.3
2019/05/09 16:45:41	113.1	96.9	2019/05/09 16:54:01	92.4	82.0	2019/05/09 17:02:21	71.9	68.9
2019/05/09 16:45:51	112.7	96.6	2019/05/09 16:54:11	91.9	81.7	2019/05/09 17:02:31	68.3	68.5
2019/05/09 16:46:01	112.3	96.3	2019/05/09 16:54:21	91.6	81.4	2019/05/09 17:02:41	64.8	68.0
2019/05/09 16:46:11	111.9	96.0	2019/05/09 16:54:31	91.1	81.1	2019/05/09 17:02:51	61.6	67.4
2019/05/09 16:46:21	111.5	95.7	2019/05/09 16:54:41	90.8	80.8	2019/05/09 17:03:01	58.5	66.7
2019/05/09 16:46:31	111.1	95.4	2019/05/09 16:54:51	90.3	80.5	2019/05/09 17:03:11	55.7	65.9
2019/05/09 16:46:41	110.7	95.0	2019/05/09 16:55:01	90.0	80.2			
2019/05/09 16:46:51	110.2	94.7	2019/05/09 16:55:11	89.6	80.0			
2019/05/09 16:47:01	109.9	94.4	2019/05/09 16:55:21	89.2	79.7			
2019/05/09 16:47:11	109.4	94.1	2019/05/09 16:55:31	88.8	79.3			
2019/05/09 16:47:21	109.0	93.8	2019/05/09 16:55:41	88.4	79.1			
2019/05/09 16:47:31	108.6	93.5	2019/05/09 16:55:51	88.0	78.8			
2019/05/09 16:47:41	108.1	93.2	2019/05/09 16:56:01	87.7	78.5			
2019/05/09 16:47:51	107.8	92.9	2019/05/09 16:56:11	87.3	78.3			
2019/05/09 16:48:01	107.3	92.6	2019/05/09 16:56:21	86.9	78.0			
2019/05/09 16:48:11	106.9	92.3	2019/05/09 16:56:31	86.5	77.7			
2019/05/09 16:48:21	106.5	91.9	2019/05/09 16:56:41	86.2	77.4			
2019/05/09 16:48:31	106.0	91.6	2019/05/09 16:56:51	85.8	77.2			
2019/05/09 16:48:41	105.6	91.3	2019/05/09 16:57:01	85.5	76.9			

【資料４】

スーパーサーモクロン測定グラフ

スーパーサーモクロン測定グラフ

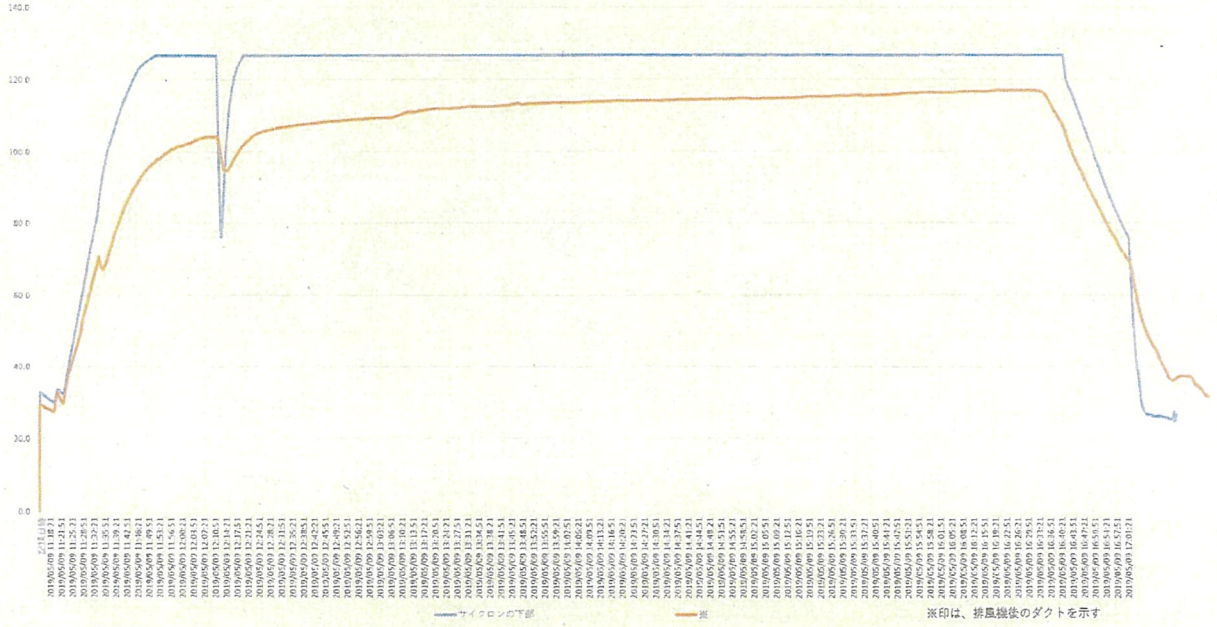

【資料５】

ハイパーサーモクロン測定数値

ハイパーサーモクロン測定数値

※印は、排風機後のダクト内を示す。

	サイクロンの下部	※		サイクロンの下部	※		サイクロンの下部	※
記録日時	温度(℃)	温度(℃)	記録日時	温度(℃)	温度(℃)	記録日時	温度(℃)	温度(℃)
2019/05/09 11:15:01	30.8	28.4	2019/05/09 11:23:01	32.1	29.7	2019/05/09 11:31:01	72.1	53.9
2019/05/09 11:15:11	30.6	28.4	2019/05/09 11:23:11	33.2	30.4	2019/05/09 11:31:11	72.9	54.3
2019/05/09 11:15:21	30.5	28.2	2019/05/09 11:23:21	34.4	31.1	2019/05/09 11:31:21	73.6	54.9
2019/05/09 11:15:31	30.4	28.2	2019/05/09 11:23:31	35.6	31.8	2019/05/09 11:31:31	74.3	55.4
2019/05/09 11:15:41	30.2	28.1	2019/05/09 11:23:41	36.6	32.4	2019/05/09 11:31:41	75.1	55.9
2019/05/09 11:15:51	30.1	28.1	2019/05/09 11:23:51	37.7	32.9	2019/05/09 11:31:51	75.8	56.4
2019/05/09 11:16:01	30.0	28.0	2019/05/09 11:24:01	38.6	33.6	2019/05/09 11:32:01	76.6	56.9
2019/05/09 11:16:11	29.9	27.9	2019/05/09 11:24:11	39.6	34.1	2019/05/09 11:32:11	77.3	57.4
2019/05/09 11:16:21	29.8	27.9	2019/05/09 11:24:21	40.4	34.6	2019/05/09 11:32:21	78.1	57.9
2019/05/09 11:16:31	29.6	27.8	2019/05/09 11:24:31	41.3	35.1	2019/05/09 11:32:31	78.8	58.4
2019/05/09 11:16:41	29.5	27.8	2019/05/09 11:24:41	42.2	35.7	2019/05/09 11:32:41	79.4	58.8
2019/05/09 11:16:51	29.4	27.7	2019/05/09 11:24:51	43.0	36.2	2019/05/09 11:32:51	80.2	59.3
2019/05/09 11:17:01	29.3	27.6	2019/05/09 11:25:01	43.8	36.7	2019/05/09 11:33:01	80.9	59.8
2019/05/09 11:17:11	29.2	27.6	2019/05/09 11:25:11	44.6	37.2	2019/05/09 11:33:11	81.6	60.3
2019/05/09 11:17:21	29.1	27.6	2019/05/09 11:25:21	45.4	37.7	2019/05/09 11:33:21	82.2	60.8
2019/05/09 11:17:31	29.1	27.5	2019/05/09 11:25:31	46.2	38.2	2019/05/09 11:33:31	83.1	61.4
2019/05/09 11:17:41	28.9	27.4	2019/05/09 11:25:41	47.0	38.6	2019/05/09 11:33:41	84.2	62.2
2019/05/09 11:17:51	28.9	27.4	2019/05/09 11:25:51	47.8	39.1	2019/05/09 11:33:51	85.4	62.9
2019/05/09 11:18:01	28.8	27.4	2019/05/09 11:26:01	48.6	39.6	2019/05/09 11:34:01	86.6	63.6
2019/05/09 11:18:11	28.8	27.3	2019/05/09 11:26:11	49.4	40.1	2019/05/09 11:34:11	87.8	64.2
2019/05/09 11:18:21	28.6	27.2	2019/05/09 11:26:21	50.2	40.6	2019/05/09 11:34:21	88.9	64.9
2019/05/09 11:18:31	28.6	27.2	2019/05/09 11:26:31	51.0	41.1	2019/05/09 11:34:31	89.9	65.5
2019/05/09 11:18:41	28.4	27.2	2019/05/09 11:26:41	51.8	41.7	2019/05/09 11:34:41	90.9	66.1
2019/05/09 11:18:51	28.4	27.1	2019/05/09 11:26:51	52.6	42.1	2019/05/09 11:34:51	91.8	66.8
2019/05/09 11:19:01	28.2	27.1	2019/05/09 11:27:01	53.3	42.6	2019/05/09 11:35:01	92.8	67.4
2019/05/09 11:19:11	28.2	27.1	2019/05/09 11:27:11	54.1	43.1	2019/05/09 11:35:11	93.6	68.1
2019/05/09 11:19:21	28.1	27.1	2019/05/09 11:27:21	54.9	43.7	2019/05/09 11:35:21	94.4	68.7
2019/05/09 11:19:31	28.0	27.0	2019/05/09 11:27:31	55.6	44.2	2019/05/09 11:35:31	95.3	69.3
2019/05/09 11:19:41	27.9	27.2	2019/05/09 11:27:41	56.4	44.7	2019/05/09 11:35:41	96.1	69.9
2019/05/09 11:19:51	28.2	27.8	2019/05/09 11:27:51	57.2	45.2	2019/05/09 11:35:51	96.9	70.6
2019/05/09 11:20:01	29.1	28.5	2019/05/09 11:28:01	58.0	45.7	2019/05/09 11:36:01	97.6	71.2
2019/05/09 11:20:11	30.4	29.3	2019/05/09 11:28:11	58.8	46.1	2019/05/09 11:36:11	98.3	71.8
2019/05/09 11:20:21	31.6	29.9	2019/05/09 11:28:21	59.6	46.6	2019/05/09 11:36:21	99.0	72.4
2019/05/09 11:20:31	32.4	30.1	2019/05/09 11:28:31	60.4	46.9	2019/05/09 11:36:31	99.7	73.0
2019/05/09 11:20:41	32.7	30.1	2019/05/09 11:28:41	61.2	47.4	2019/05/09 11:36:41	100.4	73.6
2019/05/09 11:20:51	32.6	29.9	2019/05/09 11:28:51	61.9	47.8	2019/05/09 11:36:51	101.2	74.1
2019/05/09 11:21:01	32.4	29.6	2019/05/09 11:29:01	62.8	48.2	2019/05/09 11:37:01	102.0	74.7
2019/05/09 11:21:11	32.2	29.3	2019/05/09 11:29:11	63.6	48.6	2019/05/09 11:37:11	102.6	75.2
2019/05/09 11:21:21	31.9	29.1	2019/05/09 11:29:21	64.4	49.1	2019/05/09 11:37:21	103.1	75.8
2019/05/09 11:21:31	31.8	28.9	2019/05/09 11:29:31	65.1	49.6	2019/05/09 11:37:31	103.5	76.4
2019/05/09 11:21:41	31.5	28.8	2019/05/09 11:29:41	65.9	50.0	2019/05/09 11:37:41	103.9	76.9
2019/05/09 11:21:51	31.3	28.6	2019/05/09 11:29:51	66.7	50.5	2019/05/09 11:37:51	104.3	77.4
2019/05/09 11:22:01	31.1	28.4	2019/05/09 11:30:01	67.5	50.9	2019/05/09 11:38:01	104.8	77.9
2019/05/09 11:22:11	30.9	28.3	2019/05/09 11:30:11	68.2	51.4	2019/05/09 11:38:11	105.2	78.4
2019/05/09 11:22:21	30.8	28.2	2019/05/09 11:30:21	69.0	51.9	2019/05/09 11:38:21	105.5	78.9
2019/05/09 11:22:31	30.6	28.1	2019/05/09 11:30:31	69.8	52.4	2019/05/09 11:38:31	105.9	79.4
2019/05/09 11:22:41	30.6	28.4	2019/05/09 11:30:41	70.6	52.9	2019/05/09 11:38:41	106.3	80.0
2019/05/09 11:22:51	31.1	28.9	2019/05/09 11:30:51	71.4	53.4	2019/05/09 11:38:51	106.8	80.4

ハイパーサーモクロン測定数値

※印は、排風機後のダクト内を示す。

	サイクロンの下部	※		サイクロンの下部	※		サイクロンの下部	※
記録日時	温度(℃)	温度(℃)	記録日時	温度(℃)	温度(℃)	記録日時	温度(℃)	温度(℃)
2019/05/09 11:39:01	107.1	81.0	2019/05/09 11:47:21	124.9	107.7	2019/05/09 11:55:41	130.8	115.0
2019/05/09 11:39:11	107.6	81.5	2019/05/09 11:47:31	125.0	108.2	2019/05/09 11:55:51	130.9	115.0
2019/05/09 11:39:21	108.1	81.9	2019/05/09 11:47:41	125.1	108.4	2019/05/09 11:56:01	131.0	115.1
2019/05/09 11:39:31	108.5	82.4	2019/05/09 11:47:51	125.1	108.7	2019/05/09 11:56:11	131.1	115.4
2019/05/09 11:39:41	108.9	82.9	2019/05/09 11:48:01	125.3	108.8	2019/05/09 11:56:21	131.2	115.6
2019/05/09 11:39:51	109.4	83.6	2019/05/09 11:48:11	125.5	108.8	2019/05/09 11:56:31	131.2	115.8
2019/05/09 11:40:01	109.9	84.4	2019/05/09 11:48:21	125.6	109.1	2019/05/09 11:56:41	131.4	116.0
2019/05/09 11:40:11	110.3	85.2	2019/05/09 11:48:31	125.8	109.5	2019/05/09 11:56:51	131.4	116.2
2019/05/09 11:40:21	110.8	85.9	2019/05/09 11:48:41	125.9	109.9	2019/05/09 11:57:01	131.5	116.3
2019/05/09 11:40:31	111.2	86.6	2019/05/09 11:48:51	126.0	109.9	2019/05/09 11:57:11	131.6	116.4
2019/05/09 11:40:41	111.6	87.2	2019/05/09 11:49:01	126.1	109.9	2019/05/09 11:57:21	131.6	116.4
2019/05/09 11:40:51	112.0	87.8	2019/05/09 11:49:11	126.2	110.0	2019/05/09 11:57:31	131.7	116.2
2019/05/09 11:41:01	112.4	88.2	2019/05/09 11:49:21	126.3	110.3	2019/05/09 11:57:41	131.8	116.1
2019/05/09 11:41:11	112.9	88.8	2019/05/09 11:49:31	126.4	110.5	2019/05/09 11:57:51	131.8	116.1
2019/05/09 11:41:21	113.3	89.3	2019/05/09 11:49:41	126.5	110.5	2019/05/09 11:58:01	131.8	116.2
2019/05/09 11:41:31	113.8	89.8	2019/05/09 11:49:51	126.6	110.6	2019/05/09 11:58:11	131.8	116.3
2019/05/09 11:41:41	114.1	90.2	2019/05/09 11:50:01	126.8	110.6	2019/05/09 11:58:21	131.9	116.6
2019/05/09 11:41:51	114.5	90.7	2019/05/09 11:50:11	126.8	110.9	2019/05/09 11:58:31	131.9	116.8
2019/05/09 11:42:01	114.9	91.1	2019/05/09 11:50:21	126.9	111.2	2019/05/09 11:58:41	131.9	116.9
2019/05/09 11:42:11	115.2	91.6	2019/05/09 11:50:31	127.0	111.4	2019/05/09 11:58:51	131.9	116.9
2019/05/09 11:42:21	115.6	92.4	2019/05/09 11:50:41	127.1	111.4	2019/05/09 11:59:01	132.0	117.0
2019/05/09 11:42:31	115.9	93.8	2019/05/09 11:50:51	127.2	111.4	2019/05/09 11:59:11	132.0	116.9
2019/05/09 11:42:41	116.2	95.1	2019/05/09 11:51:01	127.3	111.4	2019/05/09 11:59:21	132.0	117.0
2019/05/09 11:42:51	116.6	96.2	2019/05/09 11:51:11	127.4	111.6	2019/05/09 11:59:31	132.0	117.1
2019/05/09 11:43:01	116.9	97.2	2019/05/09 11:51:21	127.6	112.0	2019/05/09 11:59:41	132.0	117.0
2019/05/09 11:43:11	117.2	98.2	2019/05/09 11:51:31	127.7	112.1	2019/05/09 11:59:51	132.0	117.0
2019/05/09 11:43:21	117.5	99.1	2019/05/09 11:51:41	127.8	112.1	2019/05/09 12:00:01	132.0	116.9
2019/05/09 11:43:31	117.9	99.8	2019/05/09 11:51:51	127.9	112.2	2019/05/09 12:00:11	132.1	117.0
2019/05/09 11:43:41	118.2	100.5	2019/05/09 11:52:01	128.0	112.6	2019/05/09 12:00:21	132.1	116.9
2019/05/09 11:43:51	118.6	101.1	2019/05/09 11:52:11	128.1	112.8	2019/05/09 12:00:31	132.1	116.8
2019/05/09 11:44:01	118.9	101.8	2019/05/09 11:52:21	128.3	113.0	2019/05/09 12:00:41	132.1	116.8
2019/05/09 11:44:11	119.3	102.2	2019/05/09 11:52:31	128.4	113.2	2019/05/09 12:00:51	132.2	116.9
2019/05/09 11:44:21	119.7	102.7	2019/05/09 11:52:41	128.6	113.2	2019/05/09 12:01:01	132.2	117.1
2019/05/09 11:44:31	120.1	103.1	2019/05/09 11:52:51	128.8	113.4	2019/05/09 12:01:11	132.2	117.1
2019/05/09 11:44:41	120.4	103.5	2019/05/09 11:53:01	128.9	113.4	2019/05/09 12:01:21	132.3	117.2
2019/05/09 11:44:51	120.7	103.9	2019/05/09 11:53:11	129.1	113.2	2019/05/09 12:01:31	132.4	117.5
2019/05/09 11:45:01	121.0	104.2	2019/05/09 11:53:21	129.2	113.2	2019/05/09 12:01:41	132.4	117.5
2019/05/09 11:45:11	121.3	104.4	2019/05/09 11:53:31	129.3	113.2	2019/05/09 12:01:51	132.5	117.4
2019/05/09 11:45:21	121.6	104.5	2019/05/09 11:53:41	129.4	113.4	2019/05/09 12:02:01	132.5	117.5
2019/05/09 11:45:31	121.9	104.7	2019/05/09 11:53:51	129.6	113.7	2019/05/09 12:02:11	132.6	117.7
2019/05/09 11:45:41	122.2	105.1	2019/05/09 11:54:01	129.7	113.7	2019/05/09 12:02:21	132.6	117.8
2019/05/09 11:45:51	122.6	105.2	2019/05/09 11:54:11	129.9	113.8	2019/05/09 12:02:31	132.6	117.8
2019/05/09 11:46:01	122.9	105.4	2019/05/09 11:54:21	129.9	114.0	2019/05/09 12:02:41	132.7	117.6
2019/05/09 11:46:11	123.1	105.6	2019/05/09 11:54:31	130.1	114.2	2019/05/09 12:02:51	132.7	117.6
2019/05/09 11:46:21	123.4	105.8	2019/05/09 11:54:41	130.2	114.5	2019/05/09 12:03:01	132.8	117.5
2019/05/09 11:46:31	123.7	106.0	2019/05/09 11:54:51	130.3	114.7	2019/05/09 12:03:11	132.8	117.5
2019/05/09 11:46:41	123.9	106.4	2019/05/09 11:55:01	130.4	114.9	2019/05/09 12:03:21	132.9	117.6
2019/05/09 11:46:51	124.1	106.7	2019/05/09 11:55:11	130.5	115.1	2019/05/09 12:03:31	132.9	117.8
2019/05/09 11:47:01	124.4	106.8	2019/05/09 11:55:21	130.6	115.2	2019/05/09 12:03:41	132.9	117.9
2019/05/09 11:47:11	124.6	107.2	2019/05/09 11:55:31	130.7	115.1	2019/05/09 12:03:51	133.0	117.9

ハイパーサーモクロン測定数値

※印は、排風機後のダクト内を示す。

	サイクロンの下部	※		サイクロンの下部	※		サイクロンの下部	※
記録日時	温度(℃)	温度(℃)	記録日時	温度(℃)	温度(℃)	記録日時	温度(℃)	温度(℃)
2019/05/09 12:04:01	133.1	117.9	2019/05/09 12:12:21	72.5	111.1	2019/05/09 12:20:41	128.9	117.7
2019/05/09 12:04:11	133.1	118.1	2019/05/09 12:12:31	65.6	108.9	2019/05/09 12:20:51	129.1	117.9
2019/05/09 12:04:21	133.1	118.3	2019/05/09 12:12:41	60.0	106.8	2019/05/09 12:21:01	129.3	118.1
2019/05/09 12:04:31	133.1	118.5	2019/05/09 12:12:51	56.1	104.8	2019/05/09 12:21:11	129.5	118.2
2019/05/09 12:04:41	133.1	118.6	2019/05/09 12:13:01	57.6	103.6	2019/05/09 12:21:21	129.6	118.3
2019/05/09 12:04:51	133.1	118.6	2019/05/09 12:13:11	62.2	102.9	2019/05/09 12:21:31	129.8	118.5
2019/05/09 12:05:01	133.1	118.8	2019/05/09 12:13:21	67.6	102.5	2019/05/09 12:21:41	129.9	118.6
2019/05/09 12:05:11	133.2	118.8	2019/05/09 12:13:31	73.0	102.4	2019/05/09 12:21:51	130.1	118.6
2019/05/09 12:05:21	133.2	118.9	2019/05/09 12:13:41	78.1	102.5	2019/05/09 12:22:01	130.2	118.8
2019/05/09 12:05:31	133.2	119.0	2019/05/09 12:13:51	83.0	102.8	2019/05/09 12:22:11	130.4	118.9
2019/05/09 12:05:41	133.2	119.1	2019/05/09 12:14:01	87.4	103.1	2019/05/09 12:22:21	130.5	119.1
2019/05/09 12:05:51	133.2	119.1	2019/05/09 12:14:11	91.4	103.5	2019/05/09 12:22:31	130.6	119.2
2019/05/09 12:06:01	133.3	119.1	2019/05/09 12:14:21	95.1	104.0	2019/05/09 12:22:41	130.8	119.3
2019/05/09 12:06:11	133.3	119.2	2019/05/09 12:14:31	98.3	104.5	2019/05/09 12:22:51	130.8	119.4
2019/05/09 12:06:21	133.3	119.2	2019/05/09 12:14:41	101.2	105.0	2019/05/09 12:23:01	130.9	119.6
2019/05/09 12:06:31	133.3	119.3	2019/05/09 12:14:51	103.8	105.6	2019/05/09 12:23:11	131.1	119.7
2019/05/09 12:06:41	133.2	119.3	2019/05/09 12:15:01	106.2	106.1	2019/05/09 12:23:21	131.1	119.8
2019/05/09 12:06:51	133.2	119.4	2019/05/09 12:15:11	108.2	106.7	2019/05/09 12:23:31	131.3	119.9
2019/05/09 12:07:01	133.2	119.4	2019/05/09 12:15:21	110.1	107.2	2019/05/09 12:23:41	131.4	119.9
2019/05/09 12:07:11	133.1	119.4	2019/05/09 12:15:31	111.7	107.8	2019/05/09 12:23:51	131.5	120.1
2019/05/09 12:07:21	133.1	119.4	2019/05/09 12:15:41	113.2	108.3	2019/05/09 12:24:01	131.6	120.1
2019/05/09 12:07:31	133.1	119.4	2019/05/09 12:15:51	114.5	108.8	2019/05/09 12:24:11	131.7	120.2
2019/05/09 12:07:41	133.0	119.4	2019/05/09 12:16:01	115.8	109.3	2019/05/09 12:24:21	131.8	120.3
2019/05/09 12:07:51	132.9	119.3	2019/05/09 12:16:11	116.9	109.8	2019/05/09 12:24:31	131.8	120.4
2019/05/09 12:08:01	132.9	119.2	2019/05/09 12:16:21	117.9	110.3	2019/05/09 12:24:41	131.9	120.4
2019/05/09 12:08:11	132.9	119.3	2019/05/09 12:16:31	118.9	110.8	2019/05/09 12:24:51	132.0	120.5
2019/05/09 12:08:21	132.8	119.3	2019/05/09 12:16:41	119.8	111.2	2019/05/09 12:25:01	132.1	120.6
2019/05/09 12:08:31	132.8	119.4	2019/05/09 12:16:51	120.5	111.6	2019/05/09 12:25:11	132.1	120.6
2019/05/09 12:08:41	132.8	119.4	2019/05/09 12:17:01	121.2	112.0	2019/05/09 12:25:21	132.2	120.7
2019/05/09 12:08:51	132.8	119.4	2019/05/09 12:17:11	121.9	112.4	2019/05/09 12:25:31	132.2	120.8
2019/05/09 12:09:01	132.7	119.4	2019/05/09 12:17:21	122.4	112.8	2019/05/09 12:25:41	132.2	120.8
2019/05/09 12:09:11	132.7	119.4	2019/05/09 12:17:31	123.0	113.1	2019/05/09 12:25:51	132.3	120.8
2019/05/09 12:09:21	132.6	119.2	2019/05/09 12:17:41	123.5	113.4	2019/05/09 12:26:01	132.3	120.9
2019/05/09 12:09:31	132.6	119.1	2019/05/09 12:17:51	123.9	113.8	2019/05/09 12:26:11	132.3	120.9
2019/05/09 12:09:41	132.6	119.1	2019/05/09 12:18:01	124.4	114.1	2019/05/09 12:26:21	132.3	121.0
2019/05/09 12:09:51	132.6	119.2	2019/05/09 12:18:11	124.8	114.4	2019/05/09 12:26:31	132.3	121.1
2019/05/09 12:10:01	132.6	119.3	2019/05/09 12:18:21	125.1	114.7	2019/05/09 12:26:41	132.3	121.1
2019/05/09 12:10:11	132.6	119.4	2019/05/09 12:18:31	125.4	115.0	2019/05/09 12:26:51	132.3	121.1
2019/05/09 12:10:21	132.6	119.4	2019/05/09 12:18:41	125.8	115.2	2019/05/09 12:27:01	132.3	121.2
2019/05/09 12:10:31	132.6	119.4	2019/05/09 12:18:51	126.2	115.5	2019/05/09 12:27:11	132.4	121.2
2019/05/09 12:10:41	132.6	119.3	2019/05/09 12:19:01	126.5	115.7	2019/05/09 12:27:21	132.4	121.2
2019/05/09 12:10:51	132.6	119.2	2019/05/09 12:19:11	126.8	115.9	2019/05/09 12:27:31	132.4	121.3
2019/05/09 12:11:01	132.6	119.1	2019/05/09 12:19:21	127.1	116.2	2019/05/09 12:27:41	132.5	121.3
2019/05/09 12:11:11	132.7	119.2	2019/05/09 12:19:31	127.4	116.4	2019/05/09 12:27:51	132.5	121.4
2019/05/09 12:11:21	132.7	119.3	2019/05/09 12:19:41	127.6	116.6	2019/05/09 12:28:01	132.5	121.4
2019/05/09 12:11:31	127.4	119.2	2019/05/09 12:19:51	127.8	116.8	2019/05/09 12:28:11	132.6	121.4
2019/05/09 12:11:41	114.8	118.3	2019/05/09 12:20:01	128.1	117.0	2019/05/09 12:28:21	132.6	121.5
2019/05/09 12:11:51	101.7	116.9	2019/05/09 12:20:11	128.3	117.2	2019/05/09 12:28:31	132.6	121.5
2019/05/09 12:12:01	90.2	115.2	2019/05/09 12:20:21	128.5	117.4	2019/05/09 12:28:41	132.7	121.6
2019/05/09 12:12:11	80.6	113.2	2019/05/09 12:20:31	128.7	117.6	2019/05/09 12:28:51	132.8	121.6

ハイパーサーモクロン測定数値

※印は、排風機後のダクト内を示す。

	サイクロンの下部	※		サイクロンの下部	※		サイクロンの下部	※
記録日時	温度(℃)	温度(℃)	記録日時	温度(℃)	温度(℃)	記録日時	温度(℃)	温度(℃)
2019/05/09 12:29:01	132.8	121.6	2019/05/09 12:37:21	134.4	122.9	2019/05/09 12:45:41	135.9	123.9
2019/05/09 12:29:11	132.9	121.6	2019/05/09 12:37:31	134.5	122.9	2019/05/09 12:45:51	135.9	123.9
2019/05/09 12:29:21	132.9	121.7	2019/05/09 12:37:41	134.6	122.9	2019/05/09 12:46:01	136.0	123.9
2019/05/09 12:29:31	132.9	121.7	2019/05/09 12:37:51	134.6	122.9	2019/05/09 12:46:11	136.0	123.9
2019/05/09 12:29:41	133.0	121.8	2019/05/09 12:38:01	134.6	122.9	2019/05/09 12:46:21	136.1	123.9
2019/05/09 12:29:51	133.1	121.8	2019/05/09 12:38:11	134.6	123.0	2019/05/09 12:46:31	136.1	123.9
2019/05/09 12:30:01	133.1	121.8	2019/05/09 12:38:21	134.6	123.0	2019/05/09 12:46:41	136.1	124.0
2019/05/09 12:30:11	133.1	121.8	2019/05/09 12:38:31	134.6	123.0	2019/05/09 12:46:51	136.1	124.0
2019/05/09 12:30:21	133.1	121.8	2019/05/09 12:38:41	134.6	123.1	2019/05/09 12:47:01	136.1	124.0
2019/05/09 12:30:31	133.1	121.9	2019/05/09 12:38:51	134.6	123.1	2019/05/09 12:47:11	136.1	124.0
2019/05/09 12:30:41	133.1	121.9	2019/05/09 12:39:01	134.6	123.1	2019/05/09 12:47:21	136.1	124.1
2019/05/09 12:30:51	133.1	121.9	2019/05/09 12:39:11	134.6	123.1	2019/05/09 12:47:31	136.1	124.1
2019/05/09 12:31:01	133.1	121.9	2019/05/09 12:39:21	134.6	123.1	2019/05/09 12:47:41	136.1	124.1
2019/05/09 12:31:11	133.1	121.9	2019/05/09 12:39:31	134.5	123.1	2019/05/09 12:47:51	136.1	124.1
2019/05/09 12:31:21	133.1	121.9	2019/05/09 12:39:41	134.2	123.1	2019/05/09 12:48:01	136.2	124.1
2019/05/09 12:31:31	133.1	122.0	2019/05/09 12:39:51	133.9	123.2	2019/05/09 12:48:11	136.2	124.1
2019/05/09 12:31:41	133.1	122.0	2019/05/09 12:40:01	133.8	123.2	2019/05/09 12:48:21	136.2	124.1
2019/05/09 12:31:51	133.0	122.0	2019/05/09 12:40:11	133.8	123.2	2019/05/09 12:48:31	136.2	124.1
2019/05/09 12:32:01	133.0	122.1	2019/05/09 12:40:21	133.6	123.2	2019/05/09 12:48:41	136.2	124.2
2019/05/09 12:32:11	132.9	122.1	2019/05/09 12:40:31	133.4	123.2	2019/05/09 12:48:51	136.2	124.2
2019/05/09 12:32:21	132.9	122.1	2019/05/09 12:40:41	133.3	123.2	2019/05/09 12:49:01	136.2	124.2
2019/05/09 12:32:31	132.9	122.1	2019/05/09 12:40:51	133.1	123.3	2019/05/09 12:49:11	136.2	124.2
2019/05/09 12:32:41	133.0	122.1	2019/05/09 12:41:01	132.9	123.3	2019/05/09 12:49:21	136.3	124.2
2019/05/09 12:32:51	133.1	122.1	2019/05/09 12:41:11	132.8	123.3	2019/05/09 12:49:31	136.3	124.2
2019/05/09 12:33:01	133.1	122.2	2019/05/09 12:41:21	132.7	123.4	2019/05/09 12:49:41	136.3	124.2
2019/05/09 12:33:11	133.1	122.2	2019/05/09 12:41:31	132.6	123.4	2019/05/09 12:49:51	136.4	124.2
2019/05/09 12:33:21	133.2	122.2	2019/05/09 12:41:41	132.6	123.4	2019/05/09 12:50:01	136.4	124.2
2019/05/09 12:33:31	133.3	122.2	2019/05/09 12:41:51	132.5	123.4	2019/05/09 12:50:11	136.4	124.3
2019/05/09 12:33:41	133.4	122.3	2019/05/09 12:42:01	132.4	123.4	2019/05/09 12:50:21	136.5	124.3
2019/05/09 12:33:51	133.4	122.3	2019/05/09 12:42:11	132.4	123.4	2019/05/09 12:50:31	136.5	124.3
2019/05/09 12:34:01	133.6	122.4	2019/05/09 12:42:21	132.5	123.5	2019/05/09 12:50:41	136.5	124.3
2019/05/09 12:34:11	133.6	122.4	2019/05/09 12:42:31	132.6	123.5	2019/05/09 12:50:51	136.5	124.3
2019/05/09 12:34:21	133.6	122.4	2019/05/09 12:42:41	132.8	123.5	2019/05/09 12:51:01	136.5	124.3
2019/05/09 12:34:31	133.7	122.5	2019/05/09 12:42:51	133.1	123.5	2019/05/09 12:51:11	136.5	124.3
2019/05/09 12:34:41	133.8	122.5	2019/05/09 12:43:01	133.6	123.5	2019/05/09 12:51:21	136.5	124.3
2019/05/09 12:34:51	133.9	122.5	2019/05/09 12:43:11	133.9	123.4	2019/05/09 12:51:31	136.5	124.3
2019/05/09 12:35:01	133.9	122.6	2019/05/09 12:43:21	134.3	123.5	2019/05/09 12:51:41	136.5	124.4
2019/05/09 12:35:11	134.0	122.6	2019/05/09 12:43:31	134.6	123.6	2019/05/09 12:51:51	136.4	124.4
2019/05/09 12:35:21	134.0	122.6	2019/05/09 12:43:41	134.8	123.6	2019/05/09 12:52:01	136.4	124.4
2019/05/09 12:35:31	134.0	122.7	2019/05/09 12:43:51	135.0	123.6	2019/05/09 12:52:11	136.4	124.4
2019/05/09 12:35:41	134.1	122.7	2019/05/09 12:44:01	135.2	123.6	2019/05/09 12:52:21	136.4	124.4
2019/05/09 12:35:51	134.1	122.8	2019/05/09 12:44:11	135.3	123.7	2019/05/09 12:52:31	136.4	124.4
2019/05/09 12:36:01	134.1	122.8	2019/05/09 12:44:21	135.4	123.8	2019/05/09 12:52:41	136.4	124.4
2019/05/09 12:36:11	134.1	122.8	2019/05/09 12:44:31	135.5	123.8	2019/05/09 12:52:51	136.4	124.4
2019/05/09 12:36:21	134.1	122.8	2019/05/09 12:44:41	135.6	123.8	2019/05/09 12:53:01	136.4	124.4
2019/05/09 12:36:31	134.2	122.8	2019/05/09 12:44:51	135.7	123.8	2019/05/09 12:53:11	136.4	124.5
2019/05/09 12:36:41	134.2	122.8	2019/05/09 12:45:01	135.8	123.8	2019/05/09 12:53:21	136.4	124.5
2019/05/09 12:36:51	134.3	122.8	2019/05/09 12:45:11	135.8	123.8	2019/05/09 12:53:31	136.3	124.5
2019/05/09 12:37:01	134.3	122.8	2019/05/09 12:45:21	135.9	123.8	2019/05/09 12:53:41	136.4	124.5
2019/05/09 12:37:11	134.4	122.9	2019/05/09 12:45:31	135.9	123.9	2019/05/09 12:53:51	136.4	124.5

ハイパーサーモクロン測定数値

※印は、排風機後のダクト内を示す。

	サイクロンの下部	※		サイクロンの下部	※		サイクロンの下部	※
記録日時	温度(℃)	温度(℃)	記録日時	温度(℃)	温度(℃)	記録日時	温度(℃)	温度(℃)
2019/05/09 12:54:01	136.4	124.5	2019/05/09 13:02:21	136.8	125.2	2019/05/09 13:10:41	139.4	126.8
2019/05/09 12:54:11	136.4	124.6	2019/05/09 13:02:31	136.9	125.2	2019/05/09 13:10:51	139.4	126.8
2019/05/09 12:54:21	136.4	124.6	2019/05/09 13:02:41	136.9	125.2	2019/05/09 13:11:01	139.5	126.9
2019/05/09 12:54:31	136.4	124.6	2019/05/09 13:02:51	136.9	125.2	2019/05/09 13:11:11	139.6	126.9
2019/05/09 12:54:41	136.4	124.6	2019/05/09 13:03:01	136.9	125.2	2019/05/09 13:11:21	139.6	127.0
2019/05/09 12:54:51	136.5	124.6	2019/05/09 13:03:11	136.9	125.2	2019/05/09 13:11:31	139.6	127.1
2019/05/09 12:55:01	136.6	124.6	2019/05/09 13:03:21	136.9	125.2	2019/05/09 13:11:41	139.6	127.1
2019/05/09 12:55:11	136.6	124.6	2019/05/09 13:03:31	136.9	125.2	2019/05/09 13:11:51	139.7	127.1
2019/05/09 12:55:21	136.6	124.6	2019/05/09 13:03:41	136.9	125.2	2019/05/09 13:12:01	139.7	127.2
2019/05/09 12:55:31	136.6	124.6	2019/05/09 13:03:51	136.9	125.2	2019/05/09 13:12:11	139.8	127.2
2019/05/09 12:55:41	136.6	124.7	2019/05/09 13:04:01	136.9	125.2	2019/05/09 13:12:21	139.8	127.2
2019/05/09 12:55:51	136.6	124.7	2019/05/09 13:04:11	136.9	125.2	2019/05/09 13:12:31	139.8	127.2
2019/05/09 12:56:01	136.6	124.7	2019/05/09 13:04:21	136.9	125.2	2019/05/09 13:12:41	139.9	127.3
2019/05/09 12:56:11	136.6	124.7	2019/05/09 13:04:31	136.9	125.2	2019/05/09 13:12:51	139.9	127.3
2019/05/09 12:56:21	136.6	124.8	2019/05/09 13:04:41	136.9	125.2	2019/05/09 13:13:01	139.9	127.4
2019/05/09 12:56:31	136.7	124.8	2019/05/09 13:04:51	136.9	125.2	2019/05/09 13:13:11	139.9	127.4
2019/05/09 12:56:41	136.7	124.8	2019/05/09 13:05:01	136.9	125.2	2019/05/09 13:13:21	139.9	127.4
2019/05/09 12:56:51	136.7	124.8	2019/05/09 13:05:11	136.9	125.2	2019/05/09 13:13:31	139.9	127.4
2019/05/09 12:57:01	136.7	124.8	2019/05/09 13:05:21	136.9	125.2	2019/05/09 13:13:41	139.9	127.5
2019/05/09 12:57:11	136.7	124.8	2019/05/09 13:05:31	137.0	125.2	2019/05/09 13:13:51	139.9	127.5
2019/05/09 12:57:21	136.7	124.8	2019/05/09 13:05:41	137.1	125.2	2019/05/09 13:14:01	139.9	127.5
2019/05/09 12:57:31	136.8	124.8	2019/05/09 13:05:51	137.1	125.2	2019/05/09 13:14:11	139.9	127.4
2019/05/09 12:57:41	136.8	124.8	2019/05/09 13:06:01	137.2	125.2	2019/05/09 13:14:21	140.0	127.2
2019/05/09 12:57:51	136.8	124.8	2019/05/09 13:06:11	137.2	125.2	2019/05/09 13:14:31	139.9	127.3
2019/05/09 12:58:01	136.8	124.9	2019/05/09 13:06:21	137.3	125.2	2019/05/09 13:14:41	139.9	127.4
2019/05/09 12:58:11	136.8	124.9	2019/05/09 13:06:31	137.4	125.2	2019/05/09 13:14:51	140.0	127.5
2019/05/09 12:58:21	136.8	124.9	2019/05/09 13:06:41	137.4	125.2	2019/05/09 13:15:01	140.1	127.6
2019/05/09 12:58:31	136.8	124.9	2019/05/09 13:06:51	137.5	125.2	2019/05/09 13:15:11	140.1	127.6
2019/05/09 12:58:41	136.8	124.9	2019/05/09 13:07:01	137.6	125.2	2019/05/09 13:15:21	140.1	127.6
2019/05/09 12:58:51	136.8	124.9	2019/05/09 13:07:11	137.6	125.3	2019/05/09 13:15:31	140.1	127.7
2019/05/09 12:59:01	136.9	124.9	2019/05/09 13:07:21	137.8	125.3	2019/05/09 13:15:41	140.2	127.8
2019/05/09 12:59:11	136.9	124.9	2019/05/09 13:07:31	137.8	125.4	2019/05/09 13:15:51	140.2	127.8
2019/05/09 12:59:21	136.9	124.9	2019/05/09 13:07:41	137.9	125.4	2019/05/09 13:16:01	140.2	127.8
2019/05/09 12:59:31	136.9	124.9	2019/05/09 13:07:51	137.9	125.6	2019/05/09 13:16:11	140.2	127.8
2019/05/09 12:59:41	137.0	124.9	2019/05/09 13:08:01	138.1	125.6	2019/05/09 13:16:21	140.3	127.9
2019/05/09 12:59:51	137.0	124.9	2019/05/09 13:08:11	138.1	125.7	2019/05/09 13:16:31	140.3	127.9
2019/05/09 13:00:01	137.0	124.9	2019/05/09 13:08:21	138.2	125.8	2019/05/09 13:16:41	140.4	127.9
2019/05/09 13:00:11	137.0	125.0	2019/05/09 13:08:31	138.4	125.8	2019/05/09 13:16:51	140.4	127.9
2019/05/09 13:00:21	136.9	125.0	2019/05/09 13:08:41	138.5	125.9	2019/05/09 13:17:01	140.4	128.0
2019/05/09 13:00:31	136.9	125.1	2019/05/09 13:08:51	138.6	126.0	2019/05/09 13:17:11	140.6	128.0
2019/05/09 13:00:41	136.9	125.1	2019/05/09 13:09:01	138.7	126.1	2019/05/09 13:17:21	140.6	128.0
2019/05/09 13:00:51	136.9	125.1	2019/05/09 13:09:11	138.8	126.1	2019/05/09 13:17:31	140.6	128.1
2019/05/09 13:01:01	136.9	125.1	2019/05/09 13:09:21	138.9	126.2	2019/05/09 13:17:41	140.6	128.1
2019/05/09 13:01:11	136.9	125.1	2019/05/09 13:09:31	139.0	126.3	2019/05/09 13:17:51	140.6	128.1
2019/05/09 13:01:21	136.9	125.2	2019/05/09 13:09:41	139.1	126.4	2019/05/09 13:18:01	140.7	128.2
2019/05/09 13:01:31	136.9	125.2	2019/05/09 13:09:51	139.1	126.4	2019/05/09 13:18:11	140.8	128.2
2019/05/09 13:01:41	136.8	125.2	2019/05/09 13:10:01	139.2	126.5	2019/05/09 13:18:21	140.8	128.2
2019/05/09 13:01:51	136.8	125.2	2019/05/09 13:10:11	139.2	126.6	2019/05/09 13:18:31	140.8	128.2
2019/05/09 13:02:01	136.8	125.2	2019/05/09 13:10:21	139.2	126.7	2019/05/09 13:18:41	140.8	128.3
2019/05/09 13:02:11	136.8	125.2	2019/05/09 13:10:31	139.3	126.8	2019/05/09 13:18:51	140.7	128.4

ハイパーサーモクロン測定数値

※印は、排風機後のダクト内を示す。

	サイクロンの下部	※		サイクロンの下部	※		サイクロンの下部	※
記録日時	温度(℃)	温度(℃)	記録日時	温度(℃)	温度(℃)	記録日時	温度(℃)	温度(℃)
2019/05/09 13:19:01	140.7	128.4	2019/05/09 13:27:21	140.9	128.7	2019/05/09 13:35:41	141.1	129.0
2019/05/09 13:19:11	140.7	128.4	2019/05/09 13:27:31	141.0	128.7	2019/05/09 13:35:51	141.1	129.0
2019/05/09 13:19:21	140.7	128.4	2019/05/09 13:27:41	141.0	128.7	2019/05/09 13:36:01	141.1	129.1
2019/05/09 13:19:31	140.8	128.4	2019/05/09 13:27:51	141.0	128.7	2019/05/09 13:36:11	141.1	129.1
2019/05/09 13:19:41	140.8	128.4	2019/05/09 13:28:01	141.0	128.7	2019/05/09 13:36:21	141.1	129.1
2019/05/09 13:19:51	140.8	128.5	2019/05/09 13:28:11	141.0	128.7	2019/05/09 13:36:31	141.1	129.1
2019/05/09 13:20:01	140.7	128.5	2019/05/09 13:28:21	141.1	128.8	2019/05/09 13:36:41	141.2	129.1
2019/05/09 13:20:11	140.7	128.5	2019/05/09 13:28:31	141.1	128.8	2019/05/09 13:36:51	141.2	129.1
2019/05/09 13:20:21	140.6	128.6	2019/05/09 13:28:41	141.1	128.8	2019/05/09 13:37:01	141.2	129.1
2019/05/09 13:20:31	140.6	128.6	2019/05/09 13:28:51	141.1	128.8	2019/05/09 13:37:11	141.2	129.1
2019/05/09 13:20:41	140.6	128.6	2019/05/09 13:29:01	141.1	128.8	2019/05/09 13:37:21	141.2	129.1
2019/05/09 13:20:51	140.6	128.6	2019/05/09 13:29:11	141.1	128.8	2019/05/09 13:37:31	141.2	129.1
2019/05/09 13:21:01	140.5	128.6	2019/05/09 13:29:21	141.1	128.9	2019/05/09 13:37:41	141.2	129.1
2019/05/09 13:21:11	140.5	128.6	2019/05/09 13:29:31	141.1	128.9	2019/05/09 13:37:51	141.2	129.1
2019/05/09 13:21:21	140.6	128.6	2019/05/09 13:29:41	141.1	128.9	2019/05/09 13:38:01	141.2	129.1
2019/05/09 13:21:31	140.6	128.6	2019/05/09 13:29:51	141.1	128.9	2019/05/09 13:38:11	141.2	129.1
2019/05/09 13:21:41	140.6	128.6	2019/05/09 13:30:01	141.1	128.9	2019/05/09 13:38:21	141.2	129.1
2019/05/09 13:21:51	140.6	128.6	2019/05/09 13:30:11	141.1	128.9	2019/05/09 13:38:31	141.2	129.1
2019/05/09 13:22:01	140.6	128.6	2019/05/09 13:30:21	141.1	128.9	2019/05/09 13:38:41	141.2	129.1
2019/05/09 13:22:11	140.6	128.6	2019/05/09 13:30:31	141.2	129.0	2019/05/09 13:38:51	141.2	129.1
2019/05/09 13:22:21	140.6	128.6	2019/05/09 13:30:41	141.2	129.0	2019/05/09 13:39:01	141.2	129.1
2019/05/09 13:22:31	140.6	128.6	2019/05/09 13:30:51	141.3	129.0	2019/05/09 13:39:11	141.3	129.1
2019/05/09 13:22:41	140.7	128.6	2019/05/09 13:31:01	141.4	128.9	2019/05/09 13:39:21	141.3	129.1
2019/05/09 13:22:51	140.7	128.6	2019/05/09 13:31:11	141.4	128.9	2019/05/09 13:39:31	141.3	129.1
2019/05/09 13:23:01	140.8	128.6	2019/05/09 13:31:21	141.4	128.9	2019/05/09 13:39:41	141.4	129.1
2019/05/09 13:23:11	140.8	128.6	2019/05/09 13:31:31	141.4	129.0	2019/05/09 13:39:51	141.4	129.1
2019/05/09 13:23:21	140.8	128.6	2019/05/09 13:31:41	141.4	129.0	2019/05/09 13:40:01	141.4	129.1
2019/05/09 13:23:31	140.7	128.6	2019/05/09 13:31:51	141.5	129.1	2019/05/09 13:40:11	141.4	129.1
2019/05/09 13:23:41	140.7	128.6	2019/05/09 13:32:01	141.5	129.1	2019/05/09 13:40:21	141.4	129.1
2019/05/09 13:23:51	140.7	128.6	2019/05/09 13:32:11	141.5	129.1	2019/05/09 13:40:31	141.4	129.1
2019/05/09 13:24:01	140.7	128.6	2019/05/09 13:32:21	141.5	129.1	2019/05/09 13:40:41	141.4	129.2
2019/05/09 13:24:11	140.8	128.6	2019/05/09 13:32:31	141.4	129.1	2019/05/09 13:40:51	141.4	129.2
2019/05/09 13:24:21	140.8	128.6	2019/05/09 13:32:41	141.4	129.1	2019/05/09 13:41:01	141.4	129.2
2019/05/09 13:24:31	140.8	128.6	2019/05/09 13:32:51	141.4	129.1	2019/05/09 13:41:11	141.4	129.2
2019/05/09 13:24:41	140.8	128.6	2019/05/09 13:33:01	141.3	129.1	2019/05/09 13:41:21	141.3	129.2
2019/05/09 13:24:51	140.8	128.6	2019/05/09 13:33:11	141.2	129.1	2019/05/09 13:41:31	141.3	129.2
2019/05/09 13:25:01	140.8	128.6	2019/05/09 13:33:21	141.1	129.1	2019/05/09 13:41:41	141.2	129.2
2019/05/09 13:25:11	140.8	128.6	2019/05/09 13:33:31	141.1	129.1	2019/05/09 13:41:51	141.2	129.2
2019/05/09 13:25:21	140.8	128.6	2019/05/09 13:33:41	141.1	129.1	2019/05/09 13:42:01	141.3	129.2
2019/05/09 13:25:31	140.8	128.6	2019/05/09 13:33:51	141.1	129.1	2019/05/09 13:42:11	141.3	129.2
2019/05/09 13:25:41	140.8	128.6	2019/05/09 13:34:01	141.2	129.1	2019/05/09 13:42:21	141.4	129.2
2019/05/09 13:25:51	140.9	128.6	2019/05/09 13:34:11	141.2	129.1	2019/05/09 13:42:31	141.4	129.3
2019/05/09 13:26:01	140.8	128.6	2019/05/09 13:34:21	141.2	129.1	2019/05/09 13:42:41	141.4	129.3
2019/05/09 13:26:11	140.8	128.6	2019/05/09 13:34:31	141.2	129.1	2019/05/09 13:42:51	141.4	129.3
2019/05/09 13:26:21	140.8	128.6	2019/05/09 13:34:41	141.2	129.0	2019/05/09 13:43:01	141.5	129.3
2019/05/09 13:26:31	140.8	128.6	2019/05/09 13:34:51	141.2	129.0	2019/05/09 13:43:11	141.5	129.4
2019/05/09 13:26:41	140.8	128.6	2019/05/09 13:35:01	141.1	129.0	2019/05/09 13:43:21	141.5	129.4
2019/05/09 13:26:51	140.8	128.6	2019/05/09 13:35:11	141.1	129.0	2019/05/09 13:43:31	141.6	129.4
2019/05/09 13:27:01	140.9	128.6	2019/05/09 13:35:21	141.1	129.1	2019/05/09 13:43:41	141.6	129.3
2019/05/09 13:27:11	140.9	128.7	2019/05/09 13:35:31	141.1	129.1	2019/05/09 13:43:51	141.7	129.4

ハイパーサーモクロン測定数値

※印は、排風機後のダクト内を示す。

	サイクロンの下部	※		サイクロンの下部	※		サイクロンの下部	※
記録日時	温度(℃)	温度(℃)	記録日時	温度(℃)	温度(℃)	記録日時	温度(℃)	温度(℃)
2019/05/09 13:44:01	141.7	129.4	2019/05/09 13:52:21	141.9	132.0	2019/05/09 14:00:41	141.9	132.9
2019/05/09 13:44:11	141.8	129.4	2019/05/09 13:52:31	141.9	132.0	2019/05/09 14:00:51	141.9	132.9
2019/05/09 13:44:21	141.8	129.4	2019/05/09 13:52:41	141.9	132.1	2019/05/09 14:01:01	141.9	133.0
2019/05/09 13:44:31	141.9	129.5	2019/05/09 13:52:51	141.9	132.1	2019/05/09 14:01:11	141.9	133.0
2019/05/09 13:44:41	141.9	129.6	2019/05/09 13:53:01	141.9	132.1	2019/05/09 14:01:21	141.9	133.0
2019/05/09 13:44:51	141.9	129.6	2019/05/09 13:53:11	141.9	132.1	2019/05/09 14:01:31	141.9	133.0
2019/05/09 13:45:01	141.9	129.6	2019/05/09 13:53:21	141.9	132.2	2019/05/09 14:01:41	141.9	133.0
2019/05/09 13:45:11	141.9	129.6	2019/05/09 13:53:31	141.9	132.2	2019/05/09 14:01:51	141.9	133.0
2019/05/09 13:45:21	141.9	129.7	2019/05/09 13:53:41	141.9	132.2	2019/05/09 14:02:01	141.9	133.0
2019/05/09 13:45:31	141.9	129.8	2019/05/09 13:53:51	141.9	132.2	2019/05/09 14:02:11	141.9	133.0
2019/05/09 13:45:41	141.9	129.8	2019/05/09 13:54:01	141.9	132.3	2019/05/09 14:02:21	141.9	133.1
2019/05/09 13:45:51	141.9	129.8	2019/05/09 13:54:11	141.9	132.3	2019/05/09 14:02:31	141.9	133.1
2019/05/09 13:46:01	141.9	129.9	2019/05/09 13:54:21	141.9	132.3	2019/05/09 14:02:41	141.9	133.1
2019/05/09 13:46:11	141.9	129.9	2019/05/09 13:54:31	141.9	132.3	2019/05/09 14:02:51	141.9	133.0
2019/05/09 13:46:21	141.9	130.0	2019/05/09 13:54:41	141.9	132.4	2019/05/09 14:03:01	141.9	133.0
2019/05/09 13:46:31	141.9	130.1	2019/05/09 13:54:51	141.9	132.4	2019/05/09 14:03:11	141.9	133.0
2019/05/09 13:46:41	141.9	130.1	2019/05/09 13:55:01	141.9	132.4	2019/05/09 14:03:21	141.9	133.0
2019/05/09 13:46:51	141.9	130.2	2019/05/09 13:55:11	141.9	132.4	2019/05/09 14:03:31	141.9	133.0
2019/05/09 13:47:01	141.9	130.2	2019/05/09 13:55:21	141.9	132.4	2019/05/09 14:03:41	141.9	133.0
2019/05/09 13:47:11	141.9	130.3	2019/05/09 13:55:31	141.9	132.4	2019/05/09 14:03:51	141.9	133.1
2019/05/09 13:47:21	141.9	130.4	2019/05/09 13:55:41	141.9	132.4	2019/05/09 14:04:01	141.9	133.0
2019/05/09 13:47:31	141.9	130.4	2019/05/09 13:55:51	141.9	132.4	2019/05/09 14:04:11	141.9	133.0
2019/05/09 13:47:41	141.9	130.5	2019/05/09 13:56:01	141.9	132.4	2019/05/09 14:04:21	141.9	133.0
2019/05/09 13:47:51	141.9	130.6	2019/05/09 13:56:11	141.9	132.4	2019/05/09 14:04:31	141.9	133.1
2019/05/09 13:48:01	141.9	130.6	2019/05/09 13:56:21	141.9	132.5	2019/05/09 14:04:41	141.9	133.1
2019/05/09 13:48:11	141.9	130.7	2019/05/09 13:56:31	141.9	132.5	2019/05/09 14:04:51	141.9	133.1
2019/05/09 13:48:21	141.9	130.8	2019/05/09 13:56:41	141.9	132.6	2019/05/09 14:05:01	141.9	133.1
2019/05/09 13:48:31	141.9	130.8	2019/05/09 13:56:51	141.9	132.6	2019/05/09 14:05:11	141.9	133.1
2019/05/09 13:48:41	141.9	130.8	2019/05/09 13:57:01	141.9	132.6	2019/05/09 14:05:21	141.9	133.1
2019/05/09 13:48:51	141.9	130.9	2019/05/09 13:57:11	141.9	132.6	2019/05/09 14:05:31	141.9	133.1
2019/05/09 13:49:01	141.9	131.0	2019/05/09 13:57:21	141.9	132.6	2019/05/09 14:05:41	141.9	133.1
2019/05/09 13:49:11	141.9	131.1	2019/05/09 13:57:31	141.9	132.7	2019/05/09 14:05:51	141.9	133.2
2019/05/09 13:49:21	141.9	131.2	2019/05/09 13:57:41	141.9	132.6	2019/05/09 14:06:01	141.9	133.2
2019/05/09 13:49:31	141.9	131.2	2019/05/09 13:57:51	141.9	132.7	2019/05/09 14:06:11	141.9	133.2
2019/05/09 13:49:41	141.9	131.2	2019/05/09 13:58:01	141.9	132.7	2019/05/09 14:06:21	141.9	133.2
2019/05/09 13:49:51	141.9	131.3	2019/05/09 13:58:11	141.9	132.7	2019/05/09 14:06:31	141.9	133.2
2019/05/09 13:50:01	141.9	131.4	2019/05/09 13:58:21	141.9	132.8	2019/05/09 14:06:41	141.9	133.2
2019/05/09 13:50:11	141.9	131.4	2019/05/09 13:58:31	141.9	132.8	2019/05/09 14:06:51	141.9	133.3
2019/05/09 13:50:21	141.9	131.4	2019/05/09 13:58:41	141.9	132.8	2019/05/09 14:07:01	141.9	133.3
2019/05/09 13:50:31	141.9	131.4	2019/05/09 13:58:51	141.9	132.8	2019/05/09 14:07:11	141.9	133.3
2019/05/09 13:50:41	141.9	131.5	2019/05/09 13:59:01	141.9	132.8	2019/05/09 14:07:21	141.9	133.3
2019/05/09 13:50:51	141.9	131.6	2019/05/09 13:59:11	141.9	132.8	2019/05/09 14:07:31	141.9	133.4
2019/05/09 13:51:01	141.9	131.6	2019/05/09 13:59:21	141.9	132.9	2019/05/09 14:07:41	141.9	133.4
2019/05/09 13:51:11	141.9	131.6	2019/05/09 13:59:31	141.9	132.9	2019/05/09 14:07:51	141.9	133.4
2019/05/09 13:51:21	141.9	131.7	2019/05/09 13:59:41	141.9	132.9	2019/05/09 14:08:01	141.9	133.4
2019/05/09 13:51:31	141.9	131.8	2019/05/09 13:59:51	141.9	132.9	2019/05/09 14:08:11	141.9	133.4
2019/05/09 13:51:41	141.9	131.8	2019/05/09 14:00:01	141.9	132.9	2019/05/09 14:08:21	141.9	133.4
2019/05/09 13:51:51	141.9	131.8	2019/05/09 14:00:11	141.9	132.9	2019/05/09 14:08:31	141.9	133.4
2019/05/09 13:52:01	141.9	131.9	2019/05/09 14:00:21	141.9	132.9	2019/05/09 14:08:41	141.9	133.4
2019/05/09 13:52:11	141.9	131.9	2019/05/09 14:00:31	141.9	132.9	2019/05/09 14:08:51	141.9	133.4

ハイパーサーモクロン測定数値

※印は、排風機後のダクト内を示す。

	サイクロンの下部	※		サイクロンの下部	※		サイクロンの下部	※
記録日時	温度(℃)	温度(℃)	記録日時	温度(℃)	温度(℃)	記録日時	温度(℃)	温度(℃)
2019/05/09 14:09:01	141.9	133.4	2019/05/09 14:17:21	141.9	133.6	2019/05/09 14:25:41	141.9	133.8
2019/05/09 14:09:11	141.9	133.4	2019/05/09 14:17:31	141.9	133.7	2019/05/09 14:25:51	141.9	133.8
2019/05/09 14:09:21	141.9	133.3	2019/05/09 14:17:41	141.9	133.7	2019/05/09 14:26:01	141.9	133.8
2019/05/09 14:09:31	141.9	133.3	2019/05/09 14:17:51	141.9	133.7	2019/05/09 14:26:11	141.9	133.8
2019/05/09 14:09:41	141.9	133.3	2019/05/09 14:18:01	141.9	133.7	2019/05/09 14:26:21	141.9	133.8
2019/05/09 14:09:51	141.9	133.3	2019/05/09 14:18:11	141.9	133.7	2019/05/09 14:26:31	141.9	133.8
2019/05/09 14:10:01	141.9	133.3	2019/05/09 14:18:21	141.9	133.7	2019/05/09 14:26:41	141.9	133.8
2019/05/09 14:10:11	141.9	133.3	2019/05/09 14:18:31	141.9	133.8	2019/05/09 14:26:51	141.9	133.8
2019/05/09 14:10:21	141.9	133.3	2019/05/09 14:18:41	141.9	133.8	2019/05/09 14:27:01	141.9	133.8
2019/05/09 14:10:31	141.9	133.3	2019/05/09 14:18:51	141.9	133.8	2019/05/09 14:27:11	141.9	133.8
2019/05/09 14:10:41	141.9	133.3	2019/05/09 14:19:01	141.9	133.8	2019/05/09 14:27:21	141.9	133.8
2019/05/09 14:10:51	141.9	133.3	2019/05/09 14:19:11	141.9	133.8	2019/05/09 14:27:31	141.9	133.8
2019/05/09 14:11:01	141.9	133.3	2019/05/09 14:19:21	141.9	133.8	2019/05/09 14:27:41	141.9	133.8
2019/05/09 14:11:11	141.9	133.3	2019/05/09 14:19:31	141.9	133.8	2019/05/09 14:27:51	141.9	133.8
2019/05/09 14:11:21	141.9	133.3	2019/05/09 14:19:41	141.9	133.8	2019/05/09 14:28:01	141.9	133.8
2019/05/09 14:11:31	141.9	133.3	2019/05/09 14:19:51	141.9	133.8	2019/05/09 14:28:11	141.9	133.8
2019/05/09 14:11:41	141.9	133.3	2019/05/09 14:20:01	141.9	133.8	2019/05/09 14:28:21	141.9	133.8
2019/05/09 14:11:51	141.9	133.3	2019/05/09 14:20:11	141.9	133.8	2019/05/09 14:28:31	141.9	133.8
2019/05/09 14:12:01	141.9	133.3	2019/05/09 14:20:21	141.9	133.8	2019/05/09 14:28:41	141.9	133.8
2019/05/09 14:12:11	141.9	133.3	2019/05/09 14:20:31	141.9	133.8	2019/05/09 14:28:51	141.9	133.8
2019/05/09 14:12:21	141.9	133.3	2019/05/09 14:20:41	141.9	133.8	2019/05/09 14:29:01	141.9	133.8
2019/05/09 14:12:31	141.9	133.3	2019/05/09 14:20:51	141.9	133.8	2019/05/09 14:29:11	141.9	133.8
2019/05/09 14:12:41	141.9	133.3	2019/05/09 14:21:01	141.9	133.9	2019/05/09 14:29:21	141.9	133.8
2019/05/09 14:12:51	141.9	133.3	2019/05/09 14:21:11	141.9	133.9	2019/05/09 14:29:31	141.9	133.8
2019/05/09 14:13:01	141.9	133.3	2019/05/09 14:21:21	141.9	133.9	2019/05/09 14:29:41	141.9	133.8
2019/05/09 14:13:11	141.9	133.4	2019/05/09 14:21:31	141.9	133.9	2019/05/09 14:29:51	141.9	133.8
2019/05/09 14:13:21	141.9	133.3	2019/05/09 14:21:41	141.9	133.9	2019/05/09 14:30:01	141.9	133.8
2019/05/09 14:13:31	141.9	133.4	2019/05/09 14:21:51	141.9	133.9	2019/05/09 14:30:11	141.9	133.8
2019/05/09 14:13:41	141.9	133.3	2019/05/09 14:22:01	141.9	133.9	2019/05/09 14:30:21	141.9	133.8
2019/05/09 14:13:51	141.9	133.3	2019/05/09 14:22:11	141.9	133.9	2019/05/09 14:30:31	141.9	133.8
2019/05/09 14:14:01	141.9	133.3	2019/05/09 14:22:21	141.9	133.9	2019/05/09 14:30:41	141.9	133.8
2019/05/09 14:14:11	141.9	133.4	2019/05/09 14:22:31	141.9	133.9	2019/05/09 14:30:51	141.9	133.8
2019/05/09 14:14:21	141.9	133.4	2019/05/09 14:22:41	141.9	133.9	2019/05/09 14:31:01	141.9	133.8
2019/05/09 14:14:31	141.9	133.4	2019/05/09 14:22:51	141.9	133.9	2019/05/09 14:31:11	141.9	133.8
2019/05/09 14:14:41	141.9	133.4	2019/05/09 14:23:01	141.9	133.9	2019/05/09 14:31:21	141.9	133.8
2019/05/09 14:14:51	141.9	133.4	2019/05/09 14:23:11	141.9	133.9	2019/05/09 14:31:31	141.9	133.8
2019/05/09 14:15:01	141.9	133.4	2019/05/09 14:23:21	141.9	133.9	2019/05/09 14:31:41	141.9	133.8
2019/05/09 14:15:11	141.9	133.4	2019/05/09 14:23:31	141.9	133.9	2019/05/09 14:31:51	141.9	133.8
2019/05/09 14:15:21	141.9	133.4	2019/05/09 14:23:41	141.9	133.9	2019/05/09 14:32:01	141.9	133.8
2019/05/09 14:15:31	141.9	133.4	2019/05/09 14:23:51	141.9	133.8	2019/05/09 14:32:11	141.9	133.8
2019/05/09 14:15:41	141.9	133.5	2019/05/09 14:24:01	141.9	133.8	2019/05/09 14:32:21	141.9	133.8
2019/05/09 14:15:51	141.9	133.5	2019/05/09 14:24:11	141.9	133.8	2019/05/09 14:32:31	141.9	133.8
2019/05/09 14:16:01	141.9	133.5	2019/05/09 14:24:21	141.9	133.8	2019/05/09 14:32:41	141.9	133.8
2019/05/09 14:16:11	141.9	133.6	2019/05/09 14:24:31	141.9	133.8	2019/05/09 14:32:51	141.9	133.8
2019/05/09 14:16:21	141.9	133.6	2019/05/09 14:24:41	141.9	133.8	2019/05/09 14:33:01	141.9	133.8
2019/05/09 14:16:31	141.9	133.6	2019/05/09 14:24:51	141.9	133.8	2019/05/09 14:33:11	141.9	133.8
2019/05/09 14:16:41	141.9	133.6	2019/05/09 14:25:01	141.9	133.8	2019/05/09 14:33:21	141.9	133.8
2019/05/09 14:16:51	141.9	133.6	2019/05/09 14:25:11	141.9	133.8	2019/05/09 14:33:31	141.9	133.8
2019/05/09 14:17:01	141.9	133.6	2019/05/09 14:25:21	141.9	133.8	2019/05/09 14:33:41	141.9	133.8
2019/05/09 14:17:11	141.9	133.6	2019/05/09 14:25:31	141.9	133.8	2019/05/09 14:33:51	141.9	133.8

ハイパーサーモクロン測定数値

※印は、排風機後のダクト内を示す。

	サイクロンの下部	※		サイクロンの下部	※		サイクロンの下部	※
記録日時	温度(℃)	温度(℃)	記録日時	温度(℃)	温度(℃)	記録日時	温度(℃)	温度(℃)
2019/05/09 14:34:01	141.9	133.8	2019/05/09 14:42:21	141.9	134.1	2019/05/09 14:50:41	141.9	134.1
2019/05/09 14:34:11	141.9	133.8	2019/05/09 14:42:31	141.9	134.1	2019/05/09 14:50:51	141.9	134.1
2019/05/09 14:34:21	141.9	133.9	2019/05/09 14:42:41	141.9	134.1	2019/05/09 14:51:01	141.9	134.1
2019/05/09 14:34:31	141.9	133.9	2019/05/09 14:42:51	141.9	134.1	2019/05/09 14:51:11	141.9	134.1
2019/05/09 14:34:41	141.9	133.9	2019/05/09 14:43:01	141.9	134.1	2019/05/09 14:51:21	141.9	134.1
2019/05/09 14:34:51	141.9	133.9	2019/05/09 14:43:11	141.9	134.1	2019/05/09 14:51:31	141.9	134.1
2019/05/09 14:35:01	141.9	133.9	2019/05/09 14:43:21	141.9	134.1	2019/05/09 14:51:41	141.9	134.1
2019/05/09 14:35:11	141.9	133.9	2019/05/09 14:43:31	141.9	134.1	2019/05/09 14:51:51	141.9	134.1
2019/05/09 14:35:21	141.9	133.9	2019/05/09 14:43:41	141.9	134.1	2019/05/09 14:52:01	141.9	134.1
2019/05/09 14:35:31	141.9	133.9	2019/05/09 14:43:51	141.9	134.1	2019/05/09 14:52:11	141.9	134.1
2019/05/09 14:35:41	141.9	133.9	2019/05/09 14:44:01	141.9	134.1	2019/05/09 14:52:21	141.9	134.1
2019/05/09 14:35:51	141.9	133.9	2019/05/09 14:44:11	141.9	134.1	2019/05/09 14:52:31	141.9	134.1
2019/05/09 14:36:01	141.9	133.9	2019/05/09 14:44:21	141.9	134.1	2019/05/09 14:52:41	141.9	134.1
2019/05/09 14:36:11	141.9	133.9	2019/05/09 14:44:31	141.9	134.1	2019/05/09 14:52:51	141.9	134.1
2019/05/09 14:36:21	141.9	133.9	2019/05/09 14:44:41	141.9	134.1	2019/05/09 14:53:01	141.9	134.1
2019/05/09 14:36:31	141.9	133.9	2019/05/09 14:44:51	141.9	134.1	2019/05/09 14:53:11	141.9	134.2
2019/05/09 14:36:41	141.9	133.9	2019/05/09 14:45:01	141.9	134.1	2019/05/09 14:53:21	141.9	134.2
2019/05/09 14:36:51	141.9	133.9	2019/05/09 14:45:11	141.9	134.1	2019/05/09 14:53:31	141.9	134.2
2019/05/09 14:37:01	141.9	133.9	2019/05/09 14:45:21	141.9	134.1	2019/05/09 14:53:41	141.9	134.2
2019/05/09 14:37:11	141.9	133.9	2019/05/09 14:45:31	141.9	134.1	2019/05/09 14:53:51	141.9	134.2
2019/05/09 14:37:21	141.9	133.9	2019/05/09 14:45:41	141.9	134.1	2019/05/09 14:54:01	141.9	134.2
2019/05/09 14:37:31	141.9	134.0	2019/05/09 14:45:51	141.9	134.1	2019/05/09 14:54:11	141.9	134.2
2019/05/09 14:37:41	141.9	134.0	2019/05/09 14:46:01	141.9	134.1	2019/05/09 14:54:21	141.9	134.2
2019/05/09 14:37:51	141.9	134.0	2019/05/09 14:46:11	141.9	134.1	2019/05/09 14:54:31	141.9	134.2
2019/05/09 14:38:01	141.9	134.0	2019/05/09 14:46:21	141.9	134.1	2019/05/09 14:54:41	141.9	134.2
2019/05/09 14:38:11	141.9	134.0	2019/05/09 14:46:31	141.9	134.1	2019/05/09 14:54:51	141.9	134.2
2019/05/09 14:38:21	141.9	134.0	2019/05/09 14:46:41	141.9	134.1	2019/05/09 14:55:01	141.9	134.2
2019/05/09 14:38:31	141.9	134.0	2019/05/09 14:46:51	141.9	134.1	2019/05/09 14:55:11	141.9	134.3
2019/05/09 14:38:41	141.9	134.0	2019/05/09 14:47:01	141.9	134.1	2019/05/09 14:55:21	141.9	134.3
2019/05/09 14:38:51	141.9	134.0	2019/05/09 14:47:11	141.9	134.1	2019/05/09 14:55:31	141.9	134.3
2019/05/09 14:39:01	141.9	134.0	2019/05/09 14:47:21	141.9	134.1	2019/05/09 14:55:41	141.9	134.3
2019/05/09 14:39:11	141.9	134.0	2019/05/09 14:47:31	141.9	134.1	2019/05/09 14:55:51	141.9	134.3
2019/05/09 14:39:21	141.9	134.1	2019/05/09 14:47:41	141.9	134.1	2019/05/09 14:56:01	141.9	134.3
2019/05/09 14:39:31	141.9	134.1	2019/05/09 14:47:51	141.9	134.1	2019/05/09 14:56:11	141.9	134.3
2019/05/09 14:39:41	141.9	134.1	2019/05/09 14:48:01	141.9	134.1	2019/05/09 14:56:21	141.9	134.3
2019/05/09 14:39:51	141.9	134.1	2019/05/09 14:48:11	141.9	134.1	2019/05/09 14:56:31	141.9	134.3
2019/05/09 14:40:01	141.9	134.1	2019/05/09 14:48:21	141.9	134.1	2019/05/09 14:56:41	141.9	134.3
2019/05/09 14:40:11	141.9	134.1	2019/05/09 14:48:31	141.9	134.1	2019/05/09 14:56:51	141.9	134.3
2019/05/09 14:40:21	141.9	134.1	2019/05/09 14:48:41	141.9	134.1	2019/05/09 14:57:01	141.9	134.3
2019/05/09 14:40:31	141.9	134.0	2019/05/09 14:48:51	141.9	134.1	2019/05/09 14:57:11	141.9	134.3
2019/05/09 14:40:41	141.9	134.0	2019/05/09 14:49:01	141.9	134.1	2019/05/09 14:57:21	141.9	134.3
2019/05/09 14:40:51	141.9	134.1	2019/05/09 14:49:11	141.9	134.1	2019/05/09 14:57:31	141.9	134.3
2019/05/09 14:41:01	141.9	134.0	2019/05/09 14:49:21	141.9	134.1	2019/05/09 14:57:41	141.9	134.3
2019/05/09 14:41:11	141.9	134.0	2019/05/09 14:49:31	141.9	134.1	2019/05/09 14:57:51	141.9	134.4
2019/05/09 14:41:21	141.9	134.0	2019/05/09 14:49:41	141.9	134.1	2019/05/09 14:58:01	141.9	134.4
2019/05/09 14:41:31	141.9	134.0	2019/05/09 14:49:51	141.9	134.1	2019/05/09 14:58:11	141.9	134.4
2019/05/09 14:41:41	141.9	134.1	2019/05/09 14:50:01	141.9	134.1	2019/05/09 14:58:21	141.9	134.4
2019/05/09 14:41:51	141.9	134.1	2019/05/09 14:50:11	141.9	134.1	2019/05/09 14:58:31	141.9	134.4
2019/05/09 14:42:01	141.9	134.1	2019/05/09 14:50:21	141.9	134.1	2019/05/09 14:58:41	141.9	134.4
2019/05/09 14:42:11	141.9	134.1	2019/05/09 14:50:31	141.9	134.1	2019/05/09 14:58:51	141.9	134.4

ハイパーサーモクロン測定数値

※印は、排風塔後のダクト内を示す。

	サイクロンの下部	※		サイクロンの下部	※		サイクロンの下部	※
記録日時	温度(℃)	温度(℃)	記録日時	温度(℃)	温度(℃)	記録日時	温度(℃)	温度(℃)
2019/05/09 14:59:01	141.9	134.4	2019/05/09 15:07:21	141.5	133.9	2019/05/09 15:15:41	141.4	134.0
2019/05/09 14:59:11	141.9	134.4	2019/05/09 15:07:31	141.5	133.9	2019/05/09 15:15:51	141.4	134.0
2019/05/09 14:59:21	141.9	134.4	2019/05/09 15:07:41	141.5	133.9	2019/05/09 15:16:01	141.4	134.0
2019/05/09 14:59:31	141.9	134.4	2019/05/09 15:07:51	141.5	133.9	2019/05/09 15:16:11	141.4	134.0
2019/05/09 14:59:41	141.9	134.4	2019/05/09 15:08:01	141.6	133.9	2019/05/09 15:16:21	141.5	134.1
2019/05/09 14:59:51	141.9	134.4	2019/05/09 15:08:11	141.6	133.9	2019/05/09 15:16:31	141.5	134.0
2019/05/09 15:00:01	141.9	134.4	2019/05/09 15:08:21	141.6	133.8	2019/05/09 15:16:41	141.4	134.0
2019/05/09 15:00:11	141.8	134.4	2019/05/09 15:08:31	141.6	133.8	2019/05/09 15:16:51	141.4	134.0
2019/05/09 15:00:21	141.8	134.4	2019/05/09 15:08:41	141.6	133.8	2019/05/09 15:17:01	141.4	134.0
2019/05/09 15:00:31	141.8	134.4	2019/05/09 15:08:51	141.6	133.9	2019/05/09 15:17:11	141.4	134.0
2019/05/09 15:00:41	141.6	134.4	2019/05/09 15:09:01	141.6	133.8	2019/05/09 15:17:21	141.4	134.0
2019/05/09 15:00:51	141.6	134.4	2019/05/09 15:09:11	141.6	133.9	2019/05/09 15:17:31	141.4	134.0
2019/05/09 15:01:01	141.6	134.4	2019/05/09 15:09:21	141.6	133.9	2019/05/09 15:17:41	141.4	134.0
2019/05/09 15:01:11	141.6	134.4	2019/05/09 15:09:31	141.6	133.9	2019/05/09 15:17:51	141.5	134.0
2019/05/09 15:01:21	141.6	134.3	2019/05/09 15:09:41	141.6	133.9	2019/05/09 15:18:01	141.5	134.0
2019/05/09 15:01:31	141.7	134.3	2019/05/09 15:09:51	141.5	133.9	2019/05/09 15:18:11	141.5	134.0
2019/05/09 15:01:41	141.7	134.3	2019/05/09 15:10:01	141.4	133.9	2019/05/09 15:18:21	141.4	134.0
2019/05/09 15:01:51	141.8	134.3	2019/05/09 15:10:11	141.4	133.9	2019/05/09 15:18:31	141.4	134.0
2019/05/09 15:02:01	141.8	134.2	2019/05/09 15:10:21	141.4	133.9	2019/05/09 15:18:41	141.4	134.0
2019/05/09 15:02:11	141.8	134.2	2019/05/09 15:10:31	141.3	133.9	2019/05/09 15:18:51	141.4	134.0
2019/05/09 15:02:21	141.9	134.2	2019/05/09 15:10:41	141.3	133.9	2019/05/09 15:19:01	141.4	134.0
2019/05/09 15:02:31	141.9	134.2	2019/05/09 15:10:51	141.3	133.9	2019/05/09 15:19:11	141.4	133.9
2019/05/09 15:02:41	141.9	134.2	2019/05/09 15:11:01	141.3	133.9	2019/05/09 15:19:21	141.4	133.9
2019/05/09 15:02:51	141.8	134.2	2019/05/09 15:11:11	141.3	133.9	2019/05/09 15:19:31	141.4	134.0
2019/05/09 15:03:01	141.8	134.2	2019/05/09 15:11:21	141.3	133.9	2019/05/09 15:19:41	141.4	134.0
2019/05/09 15:03:11	141.8	134.1	2019/05/09 15:11:31	141.3	133.9	2019/05/09 15:19:51	141.4	134.0
2019/05/09 15:03:21	141.8	134.1	2019/05/09 15:11:41	141.4	133.9	2019/05/09 15:20:01	141.4	133.9
2019/05/09 15:03:31	141.7	134.1	2019/05/09 15:11:51	141.3	133.9	2019/05/09 15:20:11	141.4	134.0
2019/05/09 15:03:41	141.7	134.1	2019/05/09 15:12:01	141.4	133.9	2019/05/09 15:20:21	141.5	133.9
2019/05/09 15:03:51	141.7	134.1	2019/05/09 15:12:11	141.4	133.9	2019/05/09 15:20:31	141.5	133.9
2019/05/09 15:04:01	141.8	134.1	2019/05/09 15:12:21	141.4	133.9	2019/05/09 15:20:41	141.4	134.0
2019/05/09 15:04:11	141.7	134.1	2019/05/09 15:12:31	141.4	133.9	2019/05/09 15:20:51	141.4	134.0
2019/05/09 15:04:21	141.7	134.1	2019/05/09 15:12:41	141.4	133.9	2019/05/09 15:21:01	141.5	134.0
2019/05/09 15:04:31	141.8	134.1	2019/05/09 15:12:51	141.4	134.0	2019/05/09 15:21:11	141.5	134.0
2019/05/09 15:04:41	141.7	134.1	2019/05/09 15:13:01	141.5	134.0	2019/05/09 15:21:21	141.6	134.1
2019/05/09 15:04:51	141.7	134.1	2019/05/09 15:13:11	141.5	134.0	2019/05/09 15:21:31	141.6	134.1
2019/05/09 15:05:01	141.7	134.1	2019/05/09 15:13:21	141.5	134.0	2019/05/09 15:21:41	141.6	134.1
2019/05/09 15:05:11	141.7	134.1	2019/05/09 15:13:31	141.5	134.0	2019/05/09 15:21:51	141.6	134.0
2019/05/09 15:05:21	141.7	134.0	2019/05/09 15:13:41	141.5	134.1	2019/05/09 15:22:01	141.6	134.0
2019/05/09 15:05:31	141.8	134.0	2019/05/09 15:13:51	141.5	134.1	2019/05/09 15:22:11	141.6	134.1
2019/05/09 15:05:41	141.8	134.0	2019/05/09 15:14:01	141.5	134.0	2019/05/09 15:22:21	141.7	134.0
2019/05/09 15:05:51	141.8	134.0	2019/05/09 15:14:11	141.5	134.1	2019/05/09 15:22:31	141.7	134.0
2019/05/09 15:06:01	141.8	134.0	2019/05/09 15:14:21	141.4	134.0	2019/05/09 15:22:41	141.6	134.0
2019/05/09 15:06:11	141.8	134.0	2019/05/09 15:14:31	141.4	134.0	2019/05/09 15:22:51	141.7	134.1
2019/05/09 15:06:21	141.7	133.9	2019/05/09 15:14:41	141.4	133.9	2019/05/09 15:23:01	141.7	134.0
2019/05/09 15:06:31	141.6	133.9	2019/05/09 15:14:51	141.4	133.9	2019/05/09 15:23:11	141.7	134.0
2019/05/09 15:06:41	141.6	133.9	2019/05/09 15:15:01	141.4	133.9	2019/05/09 15:23:21	141.7	134.1
2019/05/09 15:06:51	141.6	133.9	2019/05/09 15:15:11	141.4	133.9	2019/05/09 15:23:31	141.7	134.1
2019/05/09 15:07:01	141.5	133.9	2019/05/09 15:15:21	141.4	133.9	2019/05/09 15:23:41	141.6	134.1
2019/05/09 15:07:11	141.5	133.9	2019/05/09 15:15:31	141.4	134.0	2019/05/09 15:23:51	141.6	134.1

ハイパーサーモクロン測定数値

※印は、排風機後のダクト内を示す。

	サイクロンの下部	※		サイクロンの下部	※		サイクロンの下部	※
記録日時	温度(℃)	温度(℃)	記録日時	温度(℃)	温度(℃)	記録日時	温度(℃)	温度(℃)
2019/05/09 15:24:01	141.7	134.1	2019/05/09 15:32:21	141.5	134.0	2019/05/09 15:40:41	141.9	134.1
2019/05/09 15:24:11	141.7	134.1	2019/05/09 15:32:31	141.5	134.0	2019/05/09 15:40:51	141.9	133.9
2019/05/09 15:24:21	141.7	134.1	2019/05/09 15:32:41	141.5	134.0	2019/05/09 15:41:01	141.9	133.9
2019/05/09 15:24:31	141.7	134.1	2019/05/09 15:32:51	141.5	134.0	2019/05/09 15:41:11	141.9	133.9
2019/05/09 15:24:41	141.7	134.1	2019/05/09 15:33:01	141.5	134.0	2019/05/09 15:41:21	141.9	133.9
2019/05/09 15:24:51	141.7	134.1	2019/05/09 15:33:11	141.5	134.0	2019/05/09 15:41:31	141.9	133.9
2019/05/09 15:25:01	141.6	134.1	2019/05/09 15:33:21	141.5	134.0	2019/05/09 15:41:41	141.9	134.0
2019/05/09 15:25:11	141.6	134.1	2019/05/09 15:33:31	141.5	134.0	2019/05/09 15:41:51	141.9	134.1
2019/05/09 15:25:21	141.6	134.1	2019/05/09 15:33:41	141.5	134.0	2019/05/09 15:42:01	141.9	134.1
2019/05/09 15:25:31	141.6	134.1	2019/05/09 15:33:51	141.5	134.0	2019/05/09 15:42:11	141.9	134.1
2019/05/09 15:25:41	141.6	134.0	2019/05/09 15:34:01	141.6	134.0	2019/05/09 15:42:21	141.9	134.1
2019/05/09 15:25:51	141.6	134.1	2019/05/09 15:34:11	141.6	134.0	2019/05/09 15:42:31	141.9	134.1
2019/05/09 15:26:01	141.6	134.1	2019/05/09 15:34:21	141.6	134.0	2019/05/09 15:42:41	141.9	134.1
2019/05/09 15:26:11	141.5	134.1	2019/05/09 15:34:31	141.6	133.9	2019/05/09 15:42:51	141.9	134.1
2019/05/09 15:26:21	141.5	134.0	2019/05/09 15:34:41	141.6	133.9	2019/05/09 15:43:01	141.9	134.2
2019/05/09 15:26:31	141.4	134.0	2019/05/09 15:34:51	141.6	133.9	2019/05/09 15:43:11	141.9	134.2
2019/05/09 15:26:41	141.4	134.1	2019/05/09 15:35:01	141.6	133.9	2019/05/09 15:43:21	141.9	134.1
2019/05/09 15:26:51	141.4	134.1	2019/05/09 15:35:11	141.6	133.9	2019/05/09 15:43:31	141.9	134.2
2019/05/09 15:27:01	141.4	134.1	2019/05/09 15:35:21	141.6	134.0	2019/05/09 15:43:41	141.9	134.2
2019/05/09 15:27:11	141.4	134.0	2019/05/09 15:35:31	141.6	134.0	2019/05/09 15:43:51	141.9	134.2
2019/05/09 15:27:21	141.4	134.0	2019/05/09 15:35:41	141.6	134.0	2019/05/09 15:44:01	141.9	134.2
2019/05/09 15:27:31	141.3	133.9	2019/05/09 15:35:51	141.6	134.0	2019/05/09 15:44:11	141.9	134.2
2019/05/09 15:27:41	141.2	133.9	2019/05/09 15:36:01	141.6	133.9	2019/05/09 15:44:21	141.9	134.3
2019/05/09 15:27:51	141.2	133.9	2019/05/09 15:36:11	141.6	133.9	2019/05/09 15:44:31	141.9	134.3
2019/05/09 15:28:01	141.2	133.9	2019/05/09 15:36:21	141.6	133.9	2019/05/09 15:44:41	141.9	134.2
2019/05/09 15:28:11	141.2	133.9	2019/05/09 15:36:31	141.6	133.9	2019/05/09 15:44:51	141.9	134.2
2019/05/09 15:28:21	141.3	133.9	2019/05/09 15:36:41	141.6	133.9	2019/05/09 15:45:01	141.9	134.3
2019/05/09 15:28:31	141.4	134.0	2019/05/09 15:36:51	141.6	133.9	2019/05/09 15:45:11	141.9	134.3
2019/05/09 15:28:41	141.4	134.0	2019/05/09 15:37:01	141.6	134.0	2019/05/09 15:45:21	141.9	134.3
2019/05/09 15:28:51	141.4	133.9	2019/05/09 15:37:11	141.6	134.0	2019/05/09 15:45:31	141.9	134.3
2019/05/09 15:29:01	141.4	133.9	2019/05/09 15:37:21	141.6	134.0	2019/05/09 15:45:41	141.9	134.3
2019/05/09 15:29:11	141.4	133.9	2019/05/09 15:37:31	141.7	134.0	2019/05/09 15:45:51	141.9	134.2
2019/05/09 15:29:21	141.5	133.9	2019/05/09 15:37:41	141.7	134.0	2019/05/09 15:46:01	141.7	134.2
2019/05/09 15:29:31	141.5	133.9	2019/05/09 15:37:51	141.7	134.0	2019/05/09 15:46:11	141.6	134.2
2019/05/09 15:29:41	141.5	133.9	2019/05/09 15:38:01	141.8	134.0	2019/05/09 15:46:21	141.4	134.3
2019/05/09 15:29:51	141.5	133.9	2019/05/09 15:38:11	141.8	134.1	2019/05/09 15:46:31	141.4	134.4
2019/05/09 15:30:01	141.6	134.0	2019/05/09 15:38:21	141.8	134.1	2019/05/09 15:46:41	141.4	134.4
2019/05/09 15:30:11	141.6	134.0	2019/05/09 15:38:31	141.9	134.1	2019/05/09 15:46:51	141.5	134.4
2019/05/09 15:30:21	141.6	133.9	2019/05/09 15:38:41	141.9	134.1	2019/05/09 15:47:01	141.6	134.4
2019/05/09 15:30:31	141.6	133.9	2019/05/09 15:38:51	141.9	134.1	2019/05/09 15:47:11	141.8	134.4
2019/05/09 15:30:41	141.6	133.9	2019/05/09 15:39:01	141.9	134.1	2019/05/09 15:47:21	141.9	134.4
2019/05/09 15:30:51	141.5	133.9	2019/05/09 15:39:11	141.9	134.1	2019/05/09 15:47:31	141.9	134.5
2019/05/09 15:31:01	141.6	133.9	2019/05/09 15:39:21	141.9	134.1	2019/05/09 15:47:41	141.9	134.5
2019/05/09 15:31:11	141.6	133.9	2019/05/09 15:39:31	141.9	134.0	2019/05/09 15:47:51	141.9	134.5
2019/05/09 15:31:21	141.6	133.9	2019/05/09 15:39:41	141.9	134.1	2019/05/09 15:48:01	141.9	134.5
2019/05/09 15:31:31	141.6	133.9	2019/05/09 15:39:51	141.9	134.1	2019/05/09 15:48:11	141.9	134.5
2019/05/09 15:31:41	141.6	134.0	2019/05/09 15:40:01	141.9	134.1	2019/05/09 15:48:21	141.9	134.4
2019/05/09 15:31:51	141.5	134.0	2019/05/09 15:40:11	141.9	134.1	2019/05/09 15:48:31	141.9	134.5
2019/05/09 15:32:01	141.5	134.0	2019/05/09 15:40:21	141.9	134.1	2019/05/09 15:48:41	141.9	134.5
2019/05/09 15:32:11	141.5	133.9	2019/05/09 15:40:31	141.9	134.1	2019/05/09 15:48:51	141.9	134.4

ハイパーサーモクロン測定数値

※印は、排風機後のダクト内を示す。

	サイクロンの下部	※		サイクロンの下部	※		サイクロンの下部	※
記録日時	温度(℃)	温度(℃)	記録日時	温度(℃)	温度(℃)	記録日時	温度(℃)	温度(℃)
2019/05/09 15:49:01	141.9	134.4	2019/05/09 15:57:21	141.9	134.8	2019/05/09 16:05:41	141.9	134.7
2019/05/09 15:49:11	141.9	134.4	2019/05/09 15:57:31	141.9	134.8	2019/05/09 16:05:51	141.9	134.7
2019/05/09 15:49:21	141.9	134.4	2019/05/09 15:57:41	141.9	134.8	2019/05/09 16:06:01	141.9	134.8
2019/05/09 15:49:31	141.9	134.4	2019/05/09 15:57:51	141.9	134.8	2019/05/09 16:06:11	141.9	134.7
2019/05/09 15:49:41	141.9	134.4	2019/05/09 15:58:01	141.9	134.8	2019/05/09 16:06:21	141.9	134.7
2019/05/09 15:49:51	141.9	134.4	2019/05/09 15:58:11	141.9	134.8	2019/05/09 16:06:31	141.9	134.7
2019/05/09 15:50:01	141.9	134.4	2019/05/09 15:58:21	141.9	134.8	2019/05/09 16:06:41	141.9	134.7
2019/05/09 15:50:11	141.9	134.4	2019/05/09 15:58:31	141.9	134.8	2019/05/09 16:06:51	141.9	134.7
2019/05/09 15:50:21	141.9	134.4	2019/05/09 15:58:41	141.9	134.7	2019/05/09 16:07:01	141.9	134.7
2019/05/09 15:50:31	141.9	134.4	2019/05/09 15:58:51	141.9	134.7	2019/05/09 16:07:11	141.9	134.7
2019/05/09 15:50:41	141.9	134.4	2019/05/09 15:59:01	141.9	134.7	2019/05/09 16:07:21	141.9	134.7
2019/05/09 15:50:51	141.9	134.4	2019/05/09 15:59:11	141.9	134.7	2019/05/09 16:07:31	141.9	134.7
2019/05/09 15:51:01	141.9	134.4	2019/05/09 15:59:21	141.9	134.6	2019/05/09 16:07:41	141.9	134.7
2019/05/09 15:51:11	141.9	134.4	2019/05/09 15:59:31	141.9	134.6	2019/05/09 16:07:51	141.9	134.7
2019/05/09 15:51:21	141.9	134.4	2019/05/09 15:59:41	141.9	134.6	2019/05/09 16:08:01	141.9	134.8
2019/05/09 15:51:31	141.9	134.4	2019/05/09 15:59:51	141.9	134.6	2019/05/09 16:08:11	141.9	134.8
2019/05/09 15:51:41	141.9	134.4	2019/05/09 16:00:01	141.9	134.7	2019/05/09 16:08:21	141.9	134.8
2019/05/09 15:51:51	141.9	134.4	2019/05/09 16:00:11	141.9	134.7	2019/05/09 16:08:31	141.9	134.8
2019/05/09 15:52:01	141.9	134.4	2019/05/09 16:00:21	141.9	134.7	2019/05/09 16:08:41	141.9	134.8
2019/05/09 15:52:11	141.9	134.4	2019/05/09 16:00:31	141.9	134.8	2019/05/09 16:08:51	141.9	134.8
2019/05/09 15:52:21	141.9	134.4	2019/05/09 16:00:41	141.9	134.8	2019/05/09 16:09:01	141.9	134.8
2019/05/09 15:52:31	141.9	134.5	2019/05/09 16:00:51	141.9	134.8	2019/05/09 16:09:11	141.9	134.7
2019/05/09 15:52:41	141.9	134.5	2019/05/09 16:01:01	141.9	134.7	2019/05/09 16:09:21	141.9	134.8
2019/05/09 15:52:51	141.9	134.5	2019/05/09 16:01:11	141.9	134.7	2019/05/09 16:09:31	141.9	134.8
2019/05/09 15:53:01	141.9	134.5	2019/05/09 16:01:21	141.9	134.8	2019/05/09 16:09:41	141.9	134.8
2019/05/09 15:53:11	141.9	134.5	2019/05/09 16:01:31	141.9	134.7	2019/05/09 16:09:51	141.9	134.9
2019/05/09 15:53:21	141.9	134.5	2019/05/09 16:01:41	141.9	134.7	2019/05/09 16:10:01	141.9	134.8
2019/05/09 15:53:31	141.9	134.6	2019/05/09 16:01:51	141.9	134.7	2019/05/09 16:10:11	141.9	134.8
2019/05/09 15:53:41	141.9	134.6	2019/05/09 16:02:01	141.9	134.7	2019/05/09 16:10:21	141.9	134.7
2019/05/09 15:53:51	141.9	134.6	2019/05/09 16:02:11	141.9	134.7	2019/05/09 16:10:31	141.9	134.8
2019/05/09 15:54:01	141.9	134.6	2019/05/09 16:02:21	141.9	134.7	2019/05/09 16:10:41	141.9	134.8
2019/05/09 15:54:11	141.9	134.6	2019/05/09 16:02:31	141.9	134.7	2019/05/09 16:10:51	141.9	134.8
2019/05/09 15:54:21	141.9	134.6	2019/05/09 16:02:41	141.9	134.7	2019/05/09 16:11:01	141.9	134.8
2019/05/09 15:54:31	141.9	134.6	2019/05/09 16:02:51	141.9	134.7	2019/05/09 16:11:11	141.9	134.9
2019/05/09 15:54:41	141.9	134.7	2019/05/09 16:03:01	141.9	134.7	2019/05/09 16:11:21	141.9	134.9
2019/05/09 15:54:51	141.9	134.6	2019/05/09 16:03:11	141.9	134.8	2019/05/09 16:11:31	141.9	134.9
2019/05/09 15:55:01	141.9	134.7	2019/05/09 16:03:21	141.9	134.8	2019/05/09 16:11:41	141.9	134.9
2019/05/09 15:55:11	141.9	134.7	2019/05/09 16:03:31	141.9	134.8	2019/05/09 16:11:51	141.9	134.9
2019/05/09 15:55:21	141.9	134.7	2019/05/09 16:03:41	141.9	134.8	2019/05/09 16:12:01	141.9	134.9
2019/05/09 15:55:31	141.9	134.6	2019/05/09 16:03:51	141.9	134.7	2019/05/09 16:12:11	141.9	134.9
2019/05/09 15:55:41	141.9	134.7	2019/05/09 16:04:01	141.9	134.7	2019/05/09 16:12:21	141.9	134.9
2019/05/09 15:55:51	141.9	134.6	2019/05/09 16:04:11	141.9	134.8	2019/05/09 16:12:31	141.9	134.9
2019/05/09 15:56:01	141.9	134.6	2019/05/09 16:04:21	141.9	134.8	2019/05/09 16:12:41	141.9	134.8
2019/05/09 15:56:11	141.9	134.7	2019/05/09 16:04:31	141.9	134.7	2019/05/09 16:12:51	141.9	134.8
2019/05/09 15:56:21	141.9	134.7	2019/05/09 16:04:41	141.9	134.7	2019/05/09 16:13:01	141.9	134.8
2019/05/09 15:56:31	141.9	134.7	2019/05/09 16:04:51	141.9	134.7	2019/05/09 16:13:11	141.9	134.9
2019/05/09 15:56:41	141.9	134.8	2019/05/09 16:05:01	141.9	134.7	2019/05/09 16:13:21	141.9	134.9
2019/05/09 15:56:51	141.9	134.8	2019/05/09 16:05:11	141.9	134.7	2019/05/09 16:13:31	141.9	134.9
2019/05/09 15:57:01	141.9	134.8	2019/05/09 16:05:21	141.9	134.7	2019/05/09 16:13:41	141.9	134.9
2019/05/09 15:57:11	141.9	134.8	2019/05/09 16:05:31	141.9	134.7	2019/05/09 16:13:51	141.9	134.9

ハイパーサーモクロン測定数値

※印は、排風機後のダクト内を示す。

	サイクロンの下部	※		サイクロンの下部	※		サイクロンの下部	※
記録日時	温度(℃)	温度(℃)	記録日時	温度(℃)	温度(℃)	記録日時	温度(℃)	温度(℃)
2019/05/09 16:14:01	141.9	134.9	2019/05/09 16:22:21	141.9	135.2	2019/05/09 16:30:41	141.9	135.2
2019/05/09 16:14:11	141.9	134.9	2019/05/09 16:22:31	141.9	135.2	2019/05/09 16:30:51	141.9	135.2
2019/05/09 16:14:21	141.9	134.8	2019/05/09 16:22:41	141.9	135.2	2019/05/09 16:31:01	141.9	135.2
2019/05/09 16:14:31	141.9	134.8	2019/05/09 16:22:51	141.9	135.2	2019/05/09 16:31:11	141.9	135.2
2019/05/09 16:14:41	141.9	134.8	2019/05/09 16:23:01	141.9	135.2	2019/05/09 16:31:21	141.9	135.2
2019/05/09 16:14:51	141.9	134.8	2019/05/09 16:23:11	141.9	135.2	2019/05/09 16:31:31	141.9	135.1
2019/05/09 16:15:01	141.9	134.8	2019/05/09 16:23:21	141.9	135.2	2019/05/09 16:31:41	141.9	135.1
2019/05/09 16:15:11	141.9	134.9	2019/05/09 16:23:31	141.9	135.3	2019/05/09 16:31:51	141.9	135.2
2019/05/09 16:15:21	141.9	134.8	2019/05/09 16:23:41	141.9	135.2	2019/05/09 16:32:01	141.9	135.2
2019/05/09 16:15:31	141.9	134.8	2019/05/09 16:23:51	141.9	135.2	2019/05/09 16:32:11	141.9	135.2
2019/05/09 16:15:41	141.9	134.9	2019/05/09 16:24:01	141.9	135.3	2019/05/09 16:32:21	141.9	135.1
2019/05/09 16:15:51	141.9	134.9	2019/05/09 16:24:11	141.9	135.3	2019/05/09 16:32:31	141.9	135.1
2019/05/09 16:16:01	141.9	134.9	2019/05/09 16:24:21	141.9	135.2	2019/05/09 16:32:41	141.9	135.1
2019/05/09 16:16:11	141.9	134.9	2019/05/09 16:24:31	141.9	135.2	2019/05/09 16:32:51	141.9	135.1
2019/05/09 16:16:21	141.9	134.9	2019/05/09 16:24:41	141.9	135.2	2019/05/09 16:33:01	141.9	135.0
2019/05/09 16:16:31	141.9	134.9	2019/05/09 16:24:51	141.9	135.2	2019/05/09 16:33:11	141.9	135.0
2019/05/09 16:16:41	141.9	134.9	2019/05/09 16:25:01	141.9	135.2	2019/05/09 16:33:21	141.9	134.9
2019/05/09 16:16:51	141.9	134.9	2019/05/09 16:25:11	141.9	135.2	2019/05/09 16:33:31	141.9	134.8
2019/05/09 16:17:01	141.9	134.9	2019/05/09 16:25:21	141.9	135.2	2019/05/09 16:33:41	141.9	134.8
2019/05/09 16:17:11	141.9	135.0	2019/05/09 16:25:31	141.9	135.2	2019/05/09 16:33:51	141.9	134.7
2019/05/09 16:17:21	141.9	134.9	2019/05/09 16:25:41	141.9	135.2	2019/05/09 16:34:01	141.9	134.6
2019/05/09 16:17:31	141.9	134.9	2019/05/09 16:25:51	141.9	135.2	2019/05/09 16:34:11	141.9	134.5
2019/05/09 16:17:41	141.9	134.9	2019/05/09 16:26:01	141.9	135.2	2019/05/09 16:34:21	141.9	134.4
2019/05/09 16:17:51	141.9	135.0	2019/05/09 16:26:11	141.9	135.2	2019/05/09 16:34:31	141.9	134.2
2019/05/09 16:18:01	141.9	135.1	2019/05/09 16:26:21	141.9	135.2	2019/05/09 16:34:41	141.9	134.1
2019/05/09 16:18:11	141.9	135.1	2019/05/09 16:26:31	141.9	135.2	2019/05/09 16:34:51	141.9	133.9
2019/05/09 16:18:21	141.9	135.1	2019/05/09 16:26:41	141.9	135.2	2019/05/09 16:35:01	141.9	133.8
2019/05/09 16:18:31	141.9	135.1	2019/05/09 16:26:51	141.9	135.2	2019/05/09 16:35:11	141.9	133.5
2019/05/09 16:18:41	141.9	135.1	2019/05/09 16:27:01	141.9	135.2	2019/05/09 16:35:21	141.9	133.2
2019/05/09 16:18:51	141.9	135.1	2019/05/09 16:27:11	141.9	135.2	2019/05/09 16:35:31	141.9	132.9
2019/05/09 16:19:01	141.9	135.1	2019/05/09 16:27:21	141.9	135.2	2019/05/09 16:35:41	141.9	132.5
2019/05/09 16:19:11	141.9	135.1	2019/05/09 16:27:31	141.9	135.2	2019/05/09 16:35:51	141.9	132.1
2019/05/09 16:19:21	141.9	135.1	2019/05/09 16:27:41	141.9	135.2	2019/05/09 16:36:01	141.4	131.6
2019/05/09 16:19:31	141.9	135.2	2019/05/09 16:27:51	141.9	135.3	2019/05/09 16:36:11	140.5	131.1
2019/05/09 16:19:41	141.9	135.2	2019/05/09 16:28:01	141.9	135.2	2019/05/09 16:36:21	139.6	130.6
2019/05/09 16:19:51	141.9	135.2	2019/05/09 16:28:11	141.9	135.2	2019/05/09 16:36:31	139.0	130.2
2019/05/09 16:20:01	141.9	135.2	2019/05/09 16:28:21	141.9	135.2	2019/05/09 16:36:41	138.4	129.8
2019/05/09 16:20:11	141.9	135.1	2019/05/09 16:28:31	141.9	135.3	2019/05/09 16:36:51	137.9	129.3
2019/05/09 16:20:21	141.9	135.1	2019/05/09 16:28:41	141.9	135.3	2019/05/09 16:37:01	137.5	128.9
2019/05/09 16:20:31	141.9	135.1	2019/05/09 16:28:51	141.9	135.3	2019/05/09 16:37:11	137.1	128.5
2019/05/09 16:20:41	141.9	135.1	2019/05/09 16:29:01	141.9	135.2	2019/05/09 16:37:21	136.8	128.1
2019/05/09 16:20:51	141.9	135.1	2019/05/09 16:29:11	141.9	135.2	2019/05/09 16:37:31	136.4	127.8
2019/05/09 16:21:01	141.9	135.2	2019/05/09 16:29:21	141.9	135.2	2019/05/09 16:37:41	136.1	127.4
2019/05/09 16:21:11	141.9	135.2	2019/05/09 16:29:31	141.9	135.2	2019/05/09 16:37:51	135.8	127.1
2019/05/09 16:21:21	141.9	135.2	2019/05/09 16:29:41	141.9	135.2	2019/05/09 16:38:01	135.5	126.8
2019/05/09 16:21:31	141.9	135.2	2019/05/09 16:29:51	141.9	135.2	2019/05/09 16:38:11	135.2	126.4
2019/05/09 16:21:41	141.9	135.2	2019/05/09 16:30:01	141.9	135.2	2019/05/09 16:38:21	134.8	126.1
2019/05/09 16:21:51	141.9	135.2	2019/05/09 16:30:11	141.9	135.2	2019/05/09 16:38:31	134.4	125.8
2019/05/09 16:22:01	141.9	135.2	2019/05/09 16:30:21	141.9	135.2	2019/05/09 16:38:41	134.1	125.3
2019/05/09 16:22:11	141.9	135.2	2019/05/09 16:30:31	141.9	135.2	2019/05/09 16:38:51	133.6	125.2

ハイパーサーモクロン測定数値

※印は、排風機後のダクト内を示す。

	サイクロンの下部	※		サイクロンの下部	※		サイクロンの下部	※
記録日時	温度(℃)	温度(℃)	記録日時	温度(℃)	温度(℃)	記録日時	温度(℃)	温度(℃)
2019/05/09 16:39:01	133.2	124.9	2019/05/09 16:47:21	105.9	102.2	2019/05/09 16:55:41	85.4	84.4
2019/05/09 16:39:11	132.8	124.5	2019/05/09 16:47:31	105.5	101.8	2019/05/09 16:55:51	85.0	84.1
2019/05/09 16:39:21	132.3	124.1	2019/05/09 16:47:41	105.1	101.5	2019/05/09 16:56:01	84.6	83.8
2019/05/09 16:39:31	131.9	123.8	2019/05/09 16:47:51	104.6	101.1	2019/05/09 16:56:11	84.2	83.4
2019/05/09 16:39:41	131.5	123.5	2019/05/09 16:48:01	104.2	100.8	2019/05/09 16:56:21	83.9	83.1
2019/05/09 16:39:51	131.1	123.1	2019/05/09 16:48:11	103.8	100.4	2019/05/09 16:56:31	83.6	82.8
2019/05/09 16:40:01	130.7	122.8	2019/05/09 16:48:21	103.4	100.1	2019/05/09 16:56:41	83.2	82.4
2019/05/09 16:40:11	130.3	122.4	2019/05/09 16:48:31	102.9	99.7	2019/05/09 16:56:51	82.9	82.1
2019/05/09 16:40:21	129.9	122.1	2019/05/09 16:48:41	102.5	99.3	2019/05/09 16:57:01	82.5	81.8
2019/05/09 16:40:31	129.4	121.8	2019/05/09 16:48:51	102.1	98.9	2019/05/09 16:57:11	82.1	81.5
2019/05/09 16:40:41	128.9	121.3	2019/05/09 16:49:01	101.6	98.6	2019/05/09 16:57:21	81.8	81.2
2019/05/09 16:40:51	128.0	120.9	2019/05/09 16:49:11	101.2	98.2	2019/05/09 16:57:31	81.4	80.9
2019/05/09 16:41:01	126.9	120.4	2019/05/09 16:49:21	100.8	97.9	2019/05/09 16:57:41	81.1	80.6
2019/05/09 16:41:11	125.8	119.9	2019/05/09 16:49:31	100.3	97.5	2019/05/09 16:57:51	80.8	80.2
2019/05/09 16:41:21	124.8	119.2	2019/05/09 16:49:41	99.9	97.1	2019/05/09 16:58:01	80.4	79.9
2019/05/09 16:41:31	123.6	118.6	2019/05/09 16:49:51	99.5	96.8	2019/05/09 16:58:11	80.1	79.6
2019/05/09 16:41:41	122.5	117.9	2019/05/09 16:50:01	99.1	96.4	2019/05/09 16:58:21	79.8	79.3
2019/05/09 16:41:51	121.3	117.2	2019/05/09 16:50:11	98.7	96.1	2019/05/09 16:58:31	79.4	79.1
2019/05/09 16:42:01	120.2	116.5	2019/05/09 16:50:21	98.3	95.7	2019/05/09 16:58:41	79.1	78.8
2019/05/09 16:42:11	119.1	115.8	2019/05/09 16:50:31	97.9	95.4	2019/05/09 16:58:51	78.8	78.4
2019/05/09 16:42:21	118.1	115.1	2019/05/09 16:50:41	97.4	95.0	2019/05/09 16:59:01	78.5	78.1
2019/05/09 16:42:31	117.2	114.4	2019/05/09 16:50:51	97.0	94.6	2019/05/09 16:59:11	78.1	77.9
2019/05/09 16:42:41	116.7	113.7	2019/05/09 16:51:01	96.6	94.2	2019/05/09 16:59:21	77.8	77.6
2019/05/09 16:42:51	116.2	113.1	2019/05/09 16:51:11	96.1	93.9	2019/05/09 16:59:31	77.5	77.2
2019/05/09 16:43:01	115.7	112.5	2019/05/09 16:51:21	95.7	93.6	2019/05/09 16:59:41	77.2	77.0
2019/05/09 16:43:11	115.3	112.0	2019/05/09 16:51:31	95.2	93.2	2019/05/09 16:59:51	76.9	76.7
2019/05/09 16:43:21	114.9	111.4	2019/05/09 16:51:41	94.8	92.8	2019/05/09 17:00:01	76.6	76.4
2019/05/09 16:43:31	114.6	111.0	2019/05/09 16:51:51	94.4	92.4	2019/05/09 17:00:11	76.2	76.1
2019/05/09 16:43:41	114.2	110.5	2019/05/09 16:52:01	94.0	92.1	2019/05/09 17:00:21	76.0	75.8
2019/05/09 16:43:51	113.8	110.1	2019/05/09 16:52:11	93.6	91.7	2019/05/09 17:00:31	75.7	75.6
2019/05/09 16:44:01	113.4	109.6	2019/05/09 16:52:21	93.1	91.3	2019/05/09 17:00:41	75.4	75.2
2019/05/09 16:44:11	113.1	109.2	2019/05/09 16:52:31	92.8	90.9	2019/05/09 17:00:51	75.1	75.0
2019/05/09 16:44:21	112.8	108.8	2019/05/09 16:52:41	92.3	90.6	2019/05/09 17:01:01	74.8	74.8
2019/05/09 16:44:31	112.4	108.4	2019/05/09 16:52:51	91.9	90.2	2019/05/09 17:01:11	74.5	74.5
2019/05/09 16:44:41	112.0	108.0	2019/05/09 16:53:01	91.5	89.9	2019/05/09 17:01:21	74.2	74.2
2019/05/09 16:44:51	111.6	107.6	2019/05/09 16:53:11	91.1	89.6	2019/05/09 17:01:31	73.9	73.9
2019/05/09 16:45:01	111.2	107.2	2019/05/09 16:53:21	90.7	89.2	2019/05/09 17:01:41	73.6	73.7
2019/05/09 16:45:11	110.9	106.9	2019/05/09 16:53:31	90.3	88.8	2019/05/09 17:01:51	73.4	73.4
2019/05/09 16:45:21	110.6	106.5	2019/05/09 16:53:41	89.9	88.5	2019/05/09 17:02:01	73.1	73.2
2019/05/09 16:45:31	110.2	106.1	2019/05/09 16:53:51	89.5	88.1	2019/05/09 17:02:11	71.2	72.9
2019/05/09 16:45:41	109.8	105.8	2019/05/09 16:54:01	89.1	87.8	2019/05/09 17:02:21	65.9	72.1
2019/05/09 16:45:51	109.4	105.4	2019/05/09 16:54:11	88.8	87.4	2019/05/09 17:02:31	60.1	70.9
2019/05/09 16:46:01	109.1	105.1	2019/05/09 16:54:21	88.4	87.1	2019/05/09 17:02:41	55.1	69.8
2019/05/09 16:46:11	108.7	104.7	2019/05/09 16:54:31	88.0	86.8	2019/05/09 17:02:51	50.8	68.4
2019/05/09 16:46:21	108.3	104.4	2019/05/09 16:54:41	87.6	86.4	2019/05/09 17:03:01	47.2	67.2
2019/05/09 16:46:31	107.9	104.0	2019/05/09 16:54:51	87.2	86.0	2019/05/09 17:03:11	44.3	65.9
2019/05/09 16:46:41	107.5	103.6	2019/05/09 16:55:01	86.9	85.7	2019/05/09 17:03:21	41.9	64.7
2019/05/09 16:46:51	107.1	103.2	2019/05/09 16:55:11	86.5	85.4	2019/05/09 17:03:31	39.8	63.5
2019/05/09 16:47:01	106.7	102.9	2019/05/09 16:55:21	86.1	85.0	2019/05/09 17:03:41	37.9	62.4
2019/05/09 16:47:11	106.3	102.6	2019/05/09 16:55:31	85.8	84.7	2019/05/09 17:03:51	36.3	61.4

ハイパーサーモクロン測定数値

※印は、排風機後のダクト内を示す。

	サイクロンの下部	※
記録日時	温度(℃)	温度(℃)
2019/05/09 17:04:01	35.0	60.4
2019/05/09 17:04:11	33.8	59.4
2019/05/09 17:04:21	32.8	58.5
2019/05/09 17:04:31	31.8	57.7
2019/05/09 17:04:41	31.1	56.9
2019/05/09 17:04:51	30.4	56.2
2019/05/09 17:05:01	29.7	55.5
2019/05/09 17:05:11	29.1	54.9
2019/05/09 17:05:21	28.6	54.4
2019/05/09 17:05:31	28.2	53.9
2019/05/09 17:05:41	27.8	53.3
2019/05/09 17:05:51	27.6	52.8
2019/05/09 17:06:01	27.3	52.1
2019/05/09 17:06:11	27.1	51.4
2019/05/09 17:06:21	26.8	51.0
2019/05/09 17:06:31	26.6	50.6
2019/05/09 17:06:41	26.4	50.2
2019/05/09 17:06:51	26.1	49.9
2019/05/09 17:07:01	25.9	49.5
2019/05/09 17:07:11	25.7	49.1
2019/05/09 17:07:21	25.5	48.8
2019/05/09 17:07:31	25.4	48.6
2019/05/09 17:07:41	25.1	48.3
2019/05/09 17:07:51	24.9	48.0
2019/05/09 17:08:01	24.8	47.7
2019/05/09 17:08:11	24.6	47.3
2019/05/09 17:08:21	24.5	47.0
2019/05/09 17:08:31	24.4	46.6
2019/05/09 17:08:41	24.3	46.4
2019/05/09 17:08:51	24.2	46.1
2019/05/09 17:09:01	24.1	45.8
2019/05/09 17:09:11	24.1	45.5
2019/05/09 17:09:21	24.0	45.2
2019/05/09 17:09:31	23.9	45.1
2019/05/09 17:09:41	23.8	44.8
2019/05/09 17:09:51	23.8	44.6
2019/05/09 17:10:01	23.8	44.4
2019/05/09 17:10:11	23.6	44.2
2019/05/09 17:10:21	23.6	43.9
2019/05/09 17:10:31	23.6	43.6
2019/05/09 17:10:41	23.6	43.2
2019/05/09 17:10:51	23.6	42.8
2019/05/09 17:11:01	23.5	42.4
2019/05/09 17:11:11	23.6	42.0
2019/05/09 17:11:21	23.6	41.6
2019/05/09 17:11:31	23.6	41.2
2019/05/09 17:11:41	23.6	40.8
2019/05/09 17:11:51	23.5	40.4
2019/05/09 17:12:01	23.4	40.0
2019/05/09 17:12:11	23.4	39.6

	サイクロンの下部	※
記録日時	温度(℃)	温度(℃)
2019/05/09 17:12:21	23.4	39.3
2019/05/09 17:12:31	23.4	38.9
2019/05/09 17:12:41	23.4	38.6
2019/05/09 17:12:51	23.5	38.3
2019/05/09 17:13:01	23.4	38.0
2019/05/09 17:13:11	23.4	37.7
2019/05/09 17:13:21	23.4	37.4
2019/05/09 17:13:31	23.3	37.2
2019/05/09 17:13:41	23.2	36.9
2019/05/09 17:13:51	23.3	36.6
2019/05/09 17:14:01	23.3	36.1
2019/05/09 17:14:11	23.3	35.5
2019/05/09 17:14:21	23.2	35.1
2019/05/09 17:14:31	23.3	34.7
2019/05/09 17:14:41	23.3	34.4
2019/05/09 17:14:51	23.3	34.1
2019/05/09 17:15:01	23.3	33.9
2019/05/09 17:15:11	23.3	33.8
2019/05/09 17:15:21	23.3	33.8
2019/05/09 17:15:31	23.4	33.7

【資料６】

ハイパーサーモクロン測定グラフ
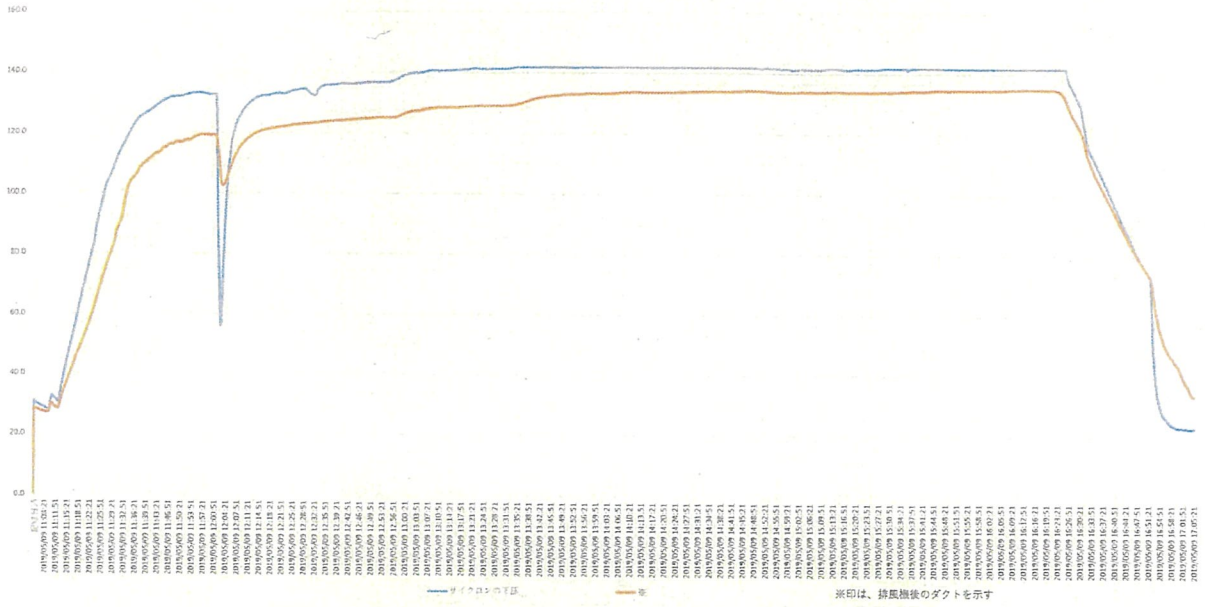
ハイパーサーモクロン測定グラフ